
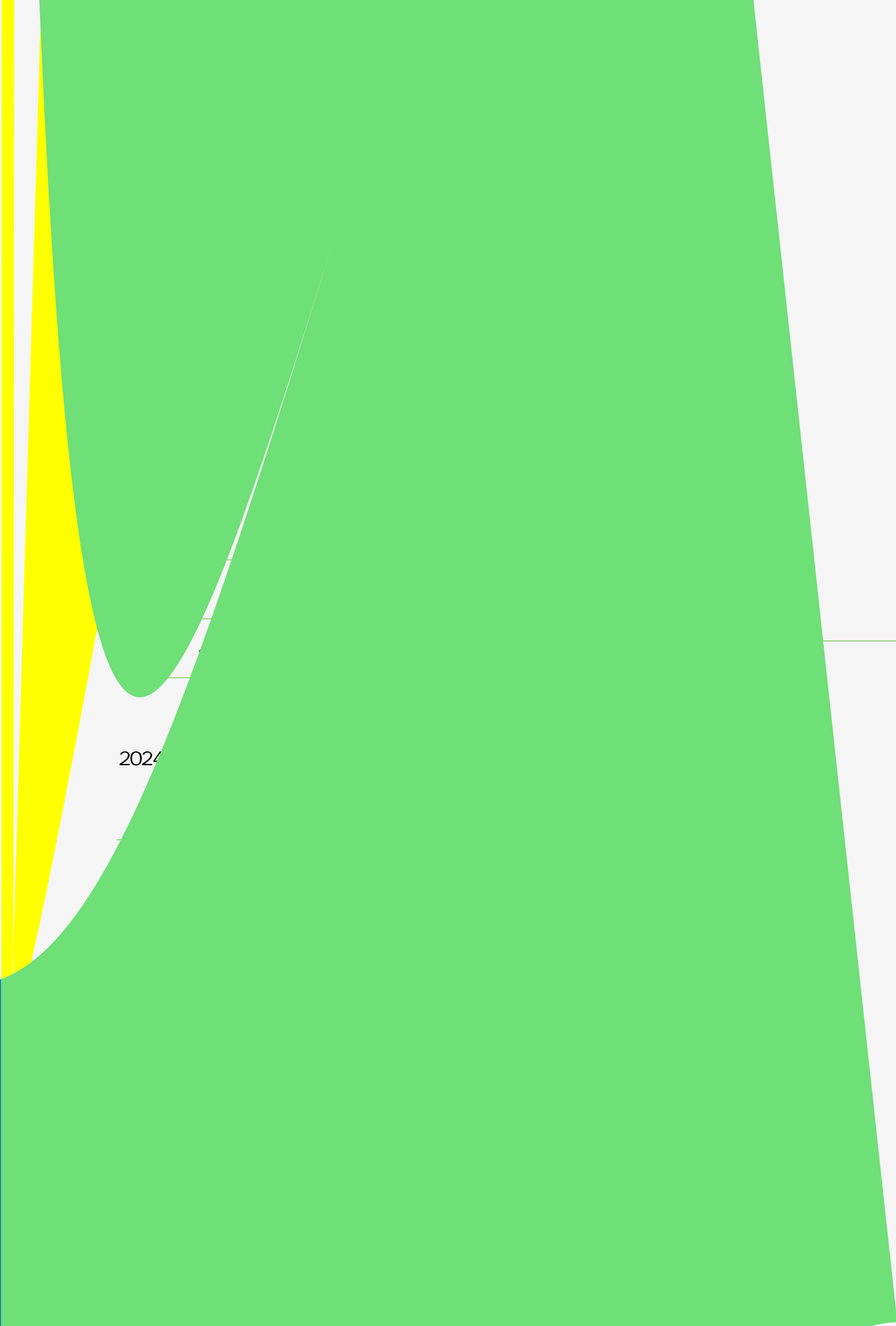


2024





20

21

26

29

32

35

37

40

42

43

48

53

55

58

59

62

68

71

72

76

79

81

88

93

95

ESG

601966.SH

2024

2025 4 24

SGS

2024 1 1 2024 12 31

14 —
1 — 2023 12

2024 1 1 2024 12 31

"GRI"
IFRS S2 2023 6

ISSB

GSSB GRI
SASB

SDGs

"SASB"
2021



2050

“ ”

2024

”

“ ” ”

2024

79%



ESG

2024

ESG

ESG

ESG

2024

ESG

2025



王峰



2024







2030

" " " " "

2030

2024

		2024	2023	1.5%		0.94 tCO /t	2023	1.95%	
		2024		9%		9.19%			
		2028	85%			79%			
	¹					2024	4		
	²	2030	2	³					
		100%				100%			
		2024	97.75%			99.64%			
		2030	<1.0 /			1.21 /			
		2024	15%			16.08%			
		2024	100%			100%			
		2024	100%			100%			
	2024	100%			100%				

¹ " "



1975

Shandong Linglong Tyre Co., Ltd.

601966.SH

173

28

7

7

220.58

8,544.71

470.83

17,783 ^①

①

LINGLONG CULTURE



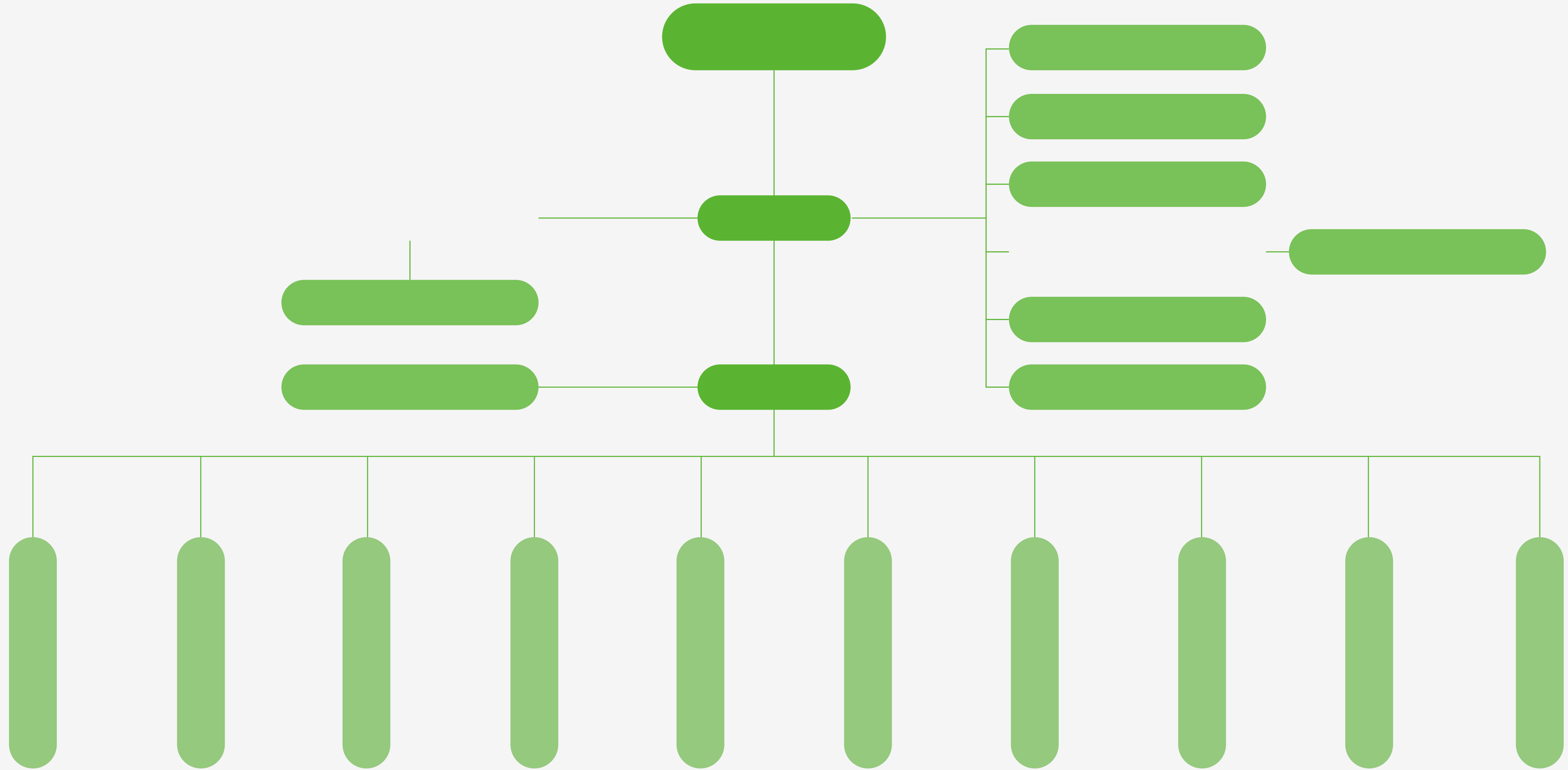



MES

PLC

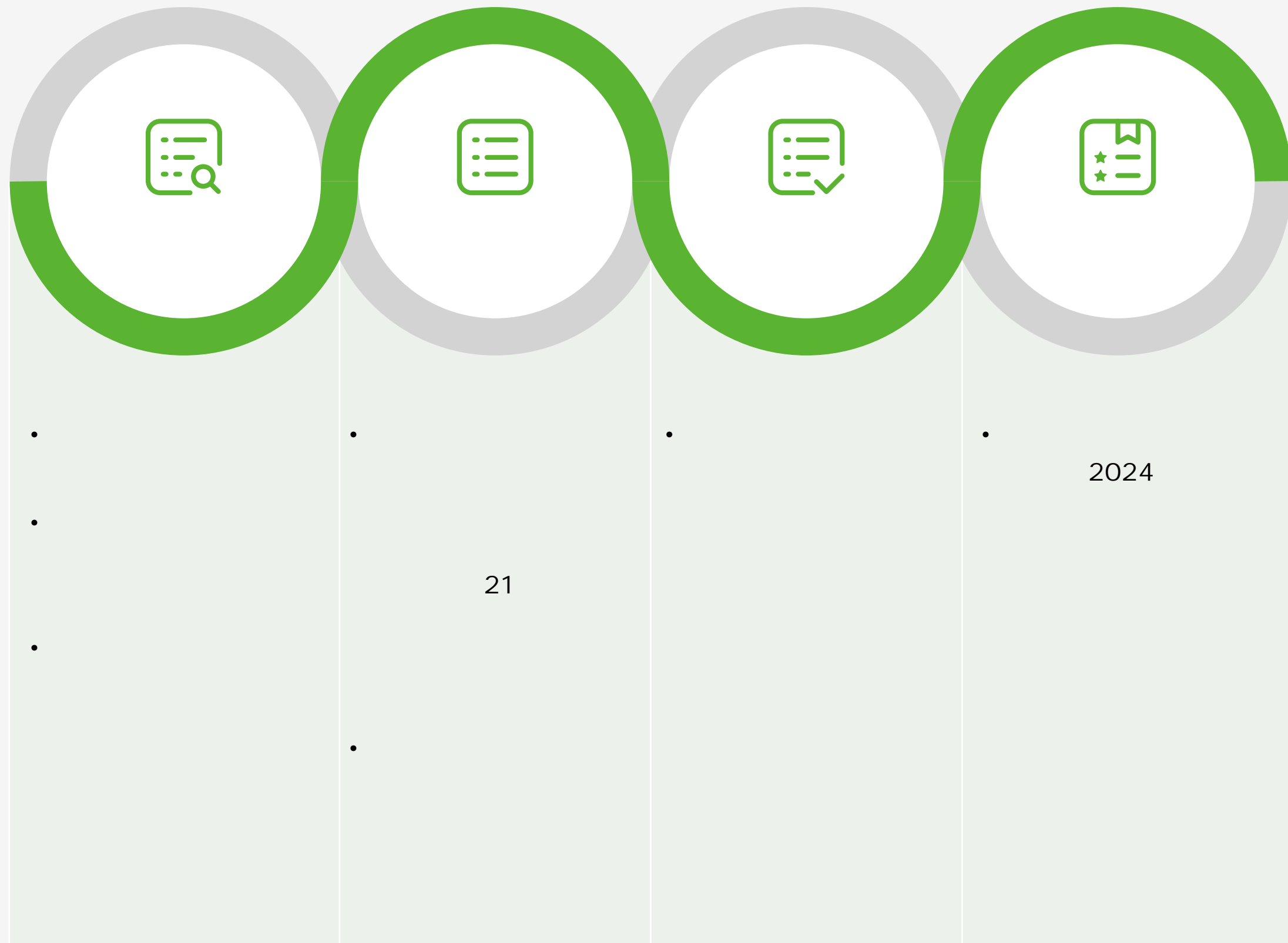
ÆRĐ&µ Đ&đ







2024



2024





/

/


SAQ 5.0




2024

21

2024



2024






2024

2024


/



1

SDGs











ESG

“ — — — ”

2023

2024

ESG

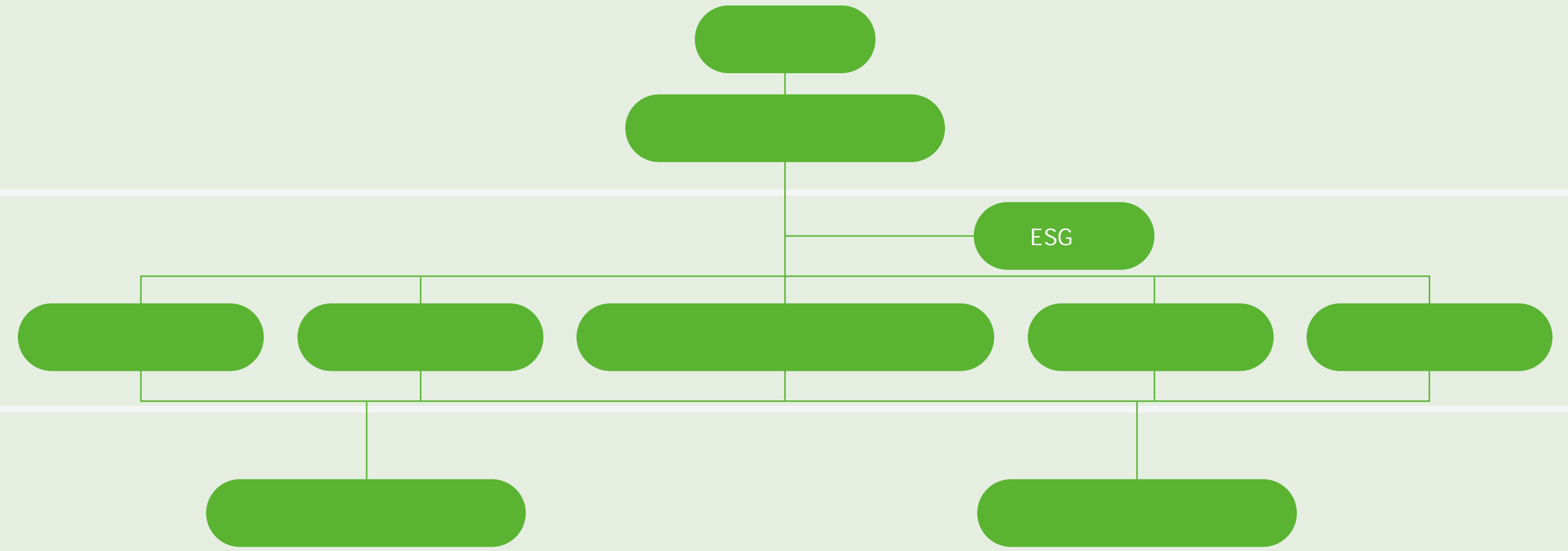


5

ESG



ESG




2024

2

6


12

2024





Horizontal lines for text input, consisting of ten thin white lines on a green background.





可持续发展
目标

13 气候行动

The icon for Sustainable Development Goal 13, Climate Action, which depicts a globe with a flame.



N O

" 2030

2050

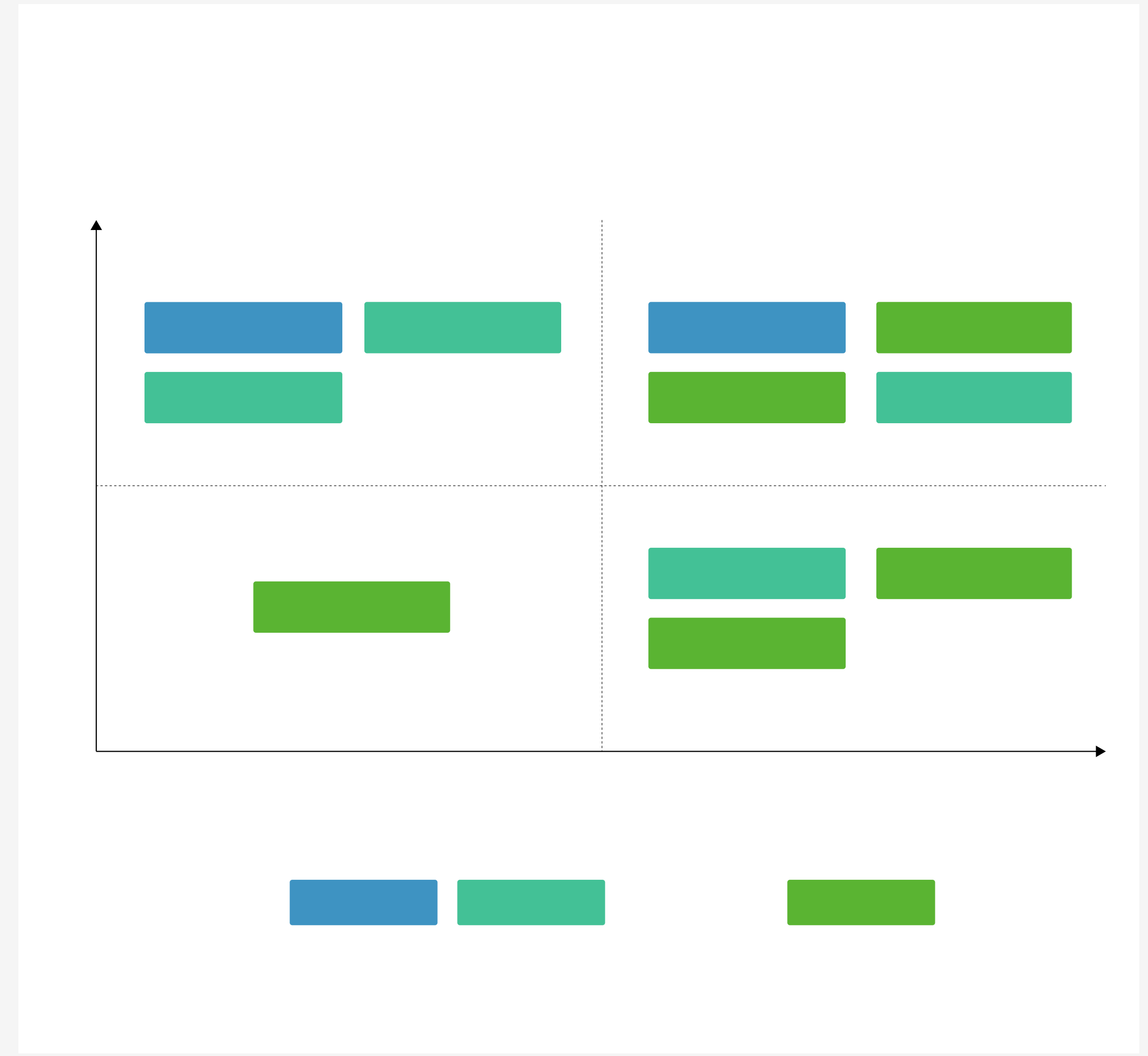
"

- ESG
- " "

- " "
- 2025
- 2023 2050

-

- 2050
- 2024 2023 1.5%





/

-
-

- /
-

-

-
-

EUDR

-



2050

2023

2024

2024
2023
1.5%

2024
2023

0.94 tCO₂/t
1.95%

•

•

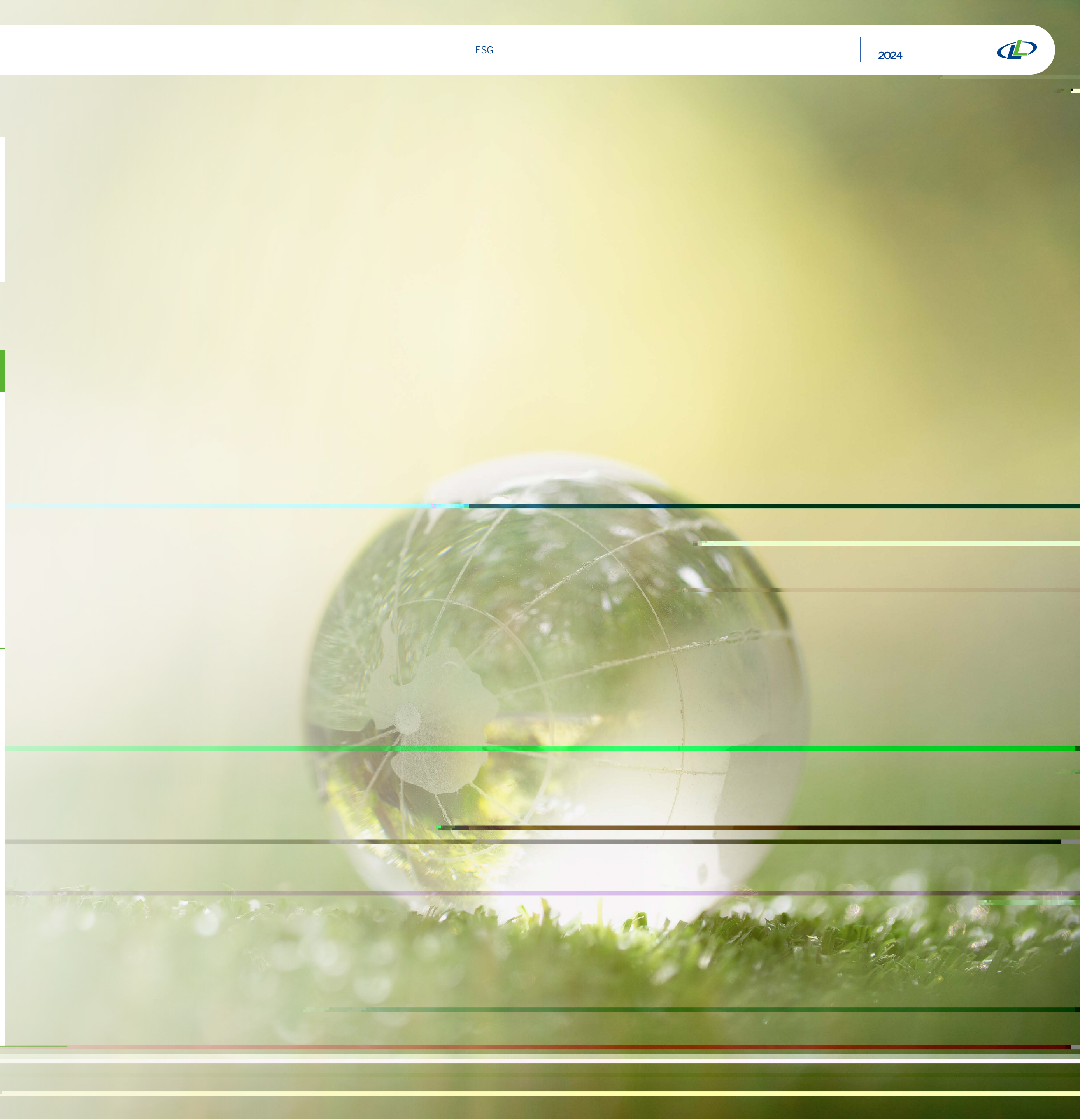
•


2030 100%

•

•

2050

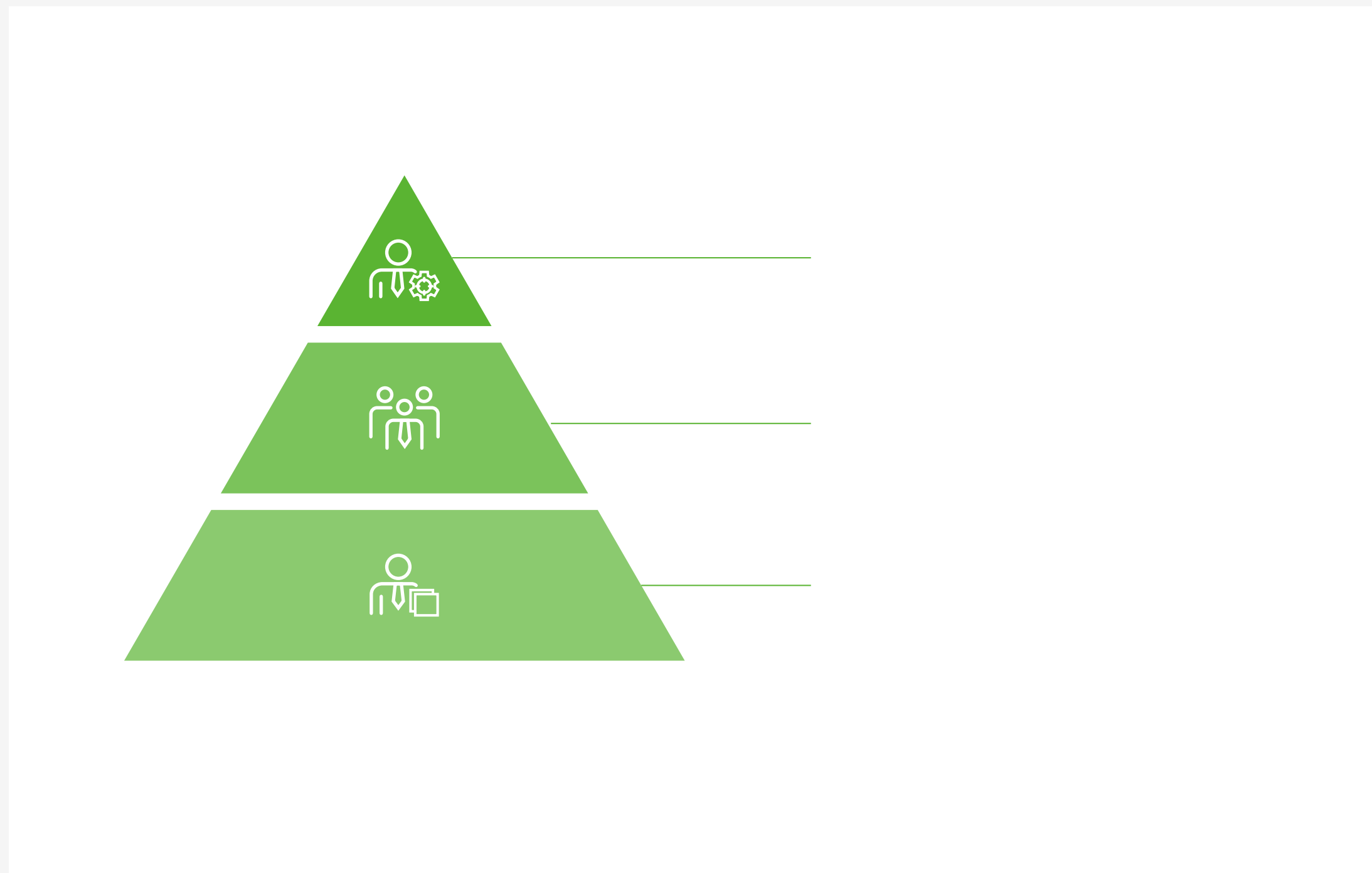




<p>可持续发展 目标</p> 	<p>12 负责任 消费和生产</p> 
---	---


“ ”


2024



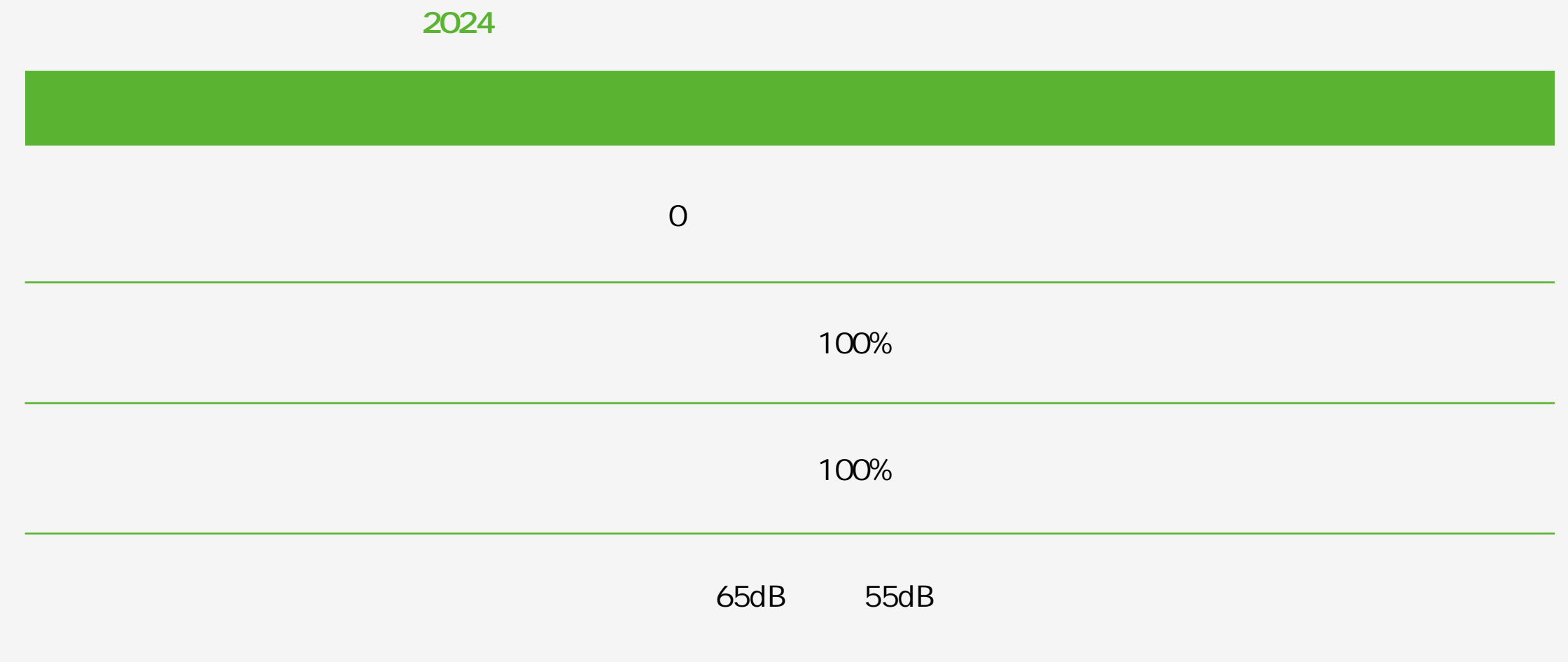
-
-



 2024


 2024 2024

•	
•	
•	
•	
•	
•	2024



 2024



 • 2024 ISO14001

• 2024





2024

2024	15,279	256.9	
POWER SAVER			
—	E-PLUS O1 A	35%	2.2
—	SPORT MASTER E 1.74 70dB	IDIADA 3A	6.0



2024

30% 8,000 143 24 kWh 2024 13

1



2024 2050

2025

2024

415 kgce/t	GB 29449-2012 380 kgce/t	285 kgce/t	232.4kgce/t	168.0 kgce/t	349.27 kgce/t
------------	--------------------------	------------	-------------	--------------	---------------

1 2024

	2022	2023	2024
kWh 1	30,745,782	62,552,500	91,687,700
kWh 2	879,699,606	1,089,061,765	997,427,332
%	3.50%	5.74%	9.19%

1 2023 2024
2 2024

2022 2023

2022




2024 " 2023 "



2024 " 2023 "









可持续发展
目标

9 产业、创新和基础设施



12 负责任消费和生产





•

EUDR

•

EUDR

EUDR

-
-
-

Shield icon

" "

Line graph icon

2024

•	2024	2024	A	79%
•	2024 2	6,000	2024	4,322.57
•	2024 4	2024		
•		"	"	
•				
•				

2024

•	2025	2024
		15%
•	2030	
•	2035	15%
•	2028	85%
•	2030	90%
•	2040	100%
		2024
		79%

Star icon

PA56

45%

Star icon

2024

Star icon

2024 11 79%

"AAA" 1

2024 79% Future

79%




可持续发展
目标


12 负责任
消费



	6-9	A			
	2024		23.71 m ³		
	60.49%				
	2024				
	39.84 m ³	16.27%		2024	
		PPR Polypropylene-Random			
			5		①
	5				①
	2024	" "			17,000

①





可持续发展
目标

12 负责任
消费和生产



2030 2024 5%

+RTO Regenerative Thermal Oxidizer +

2024 60% 95% RTO



-
-
-
-

2024



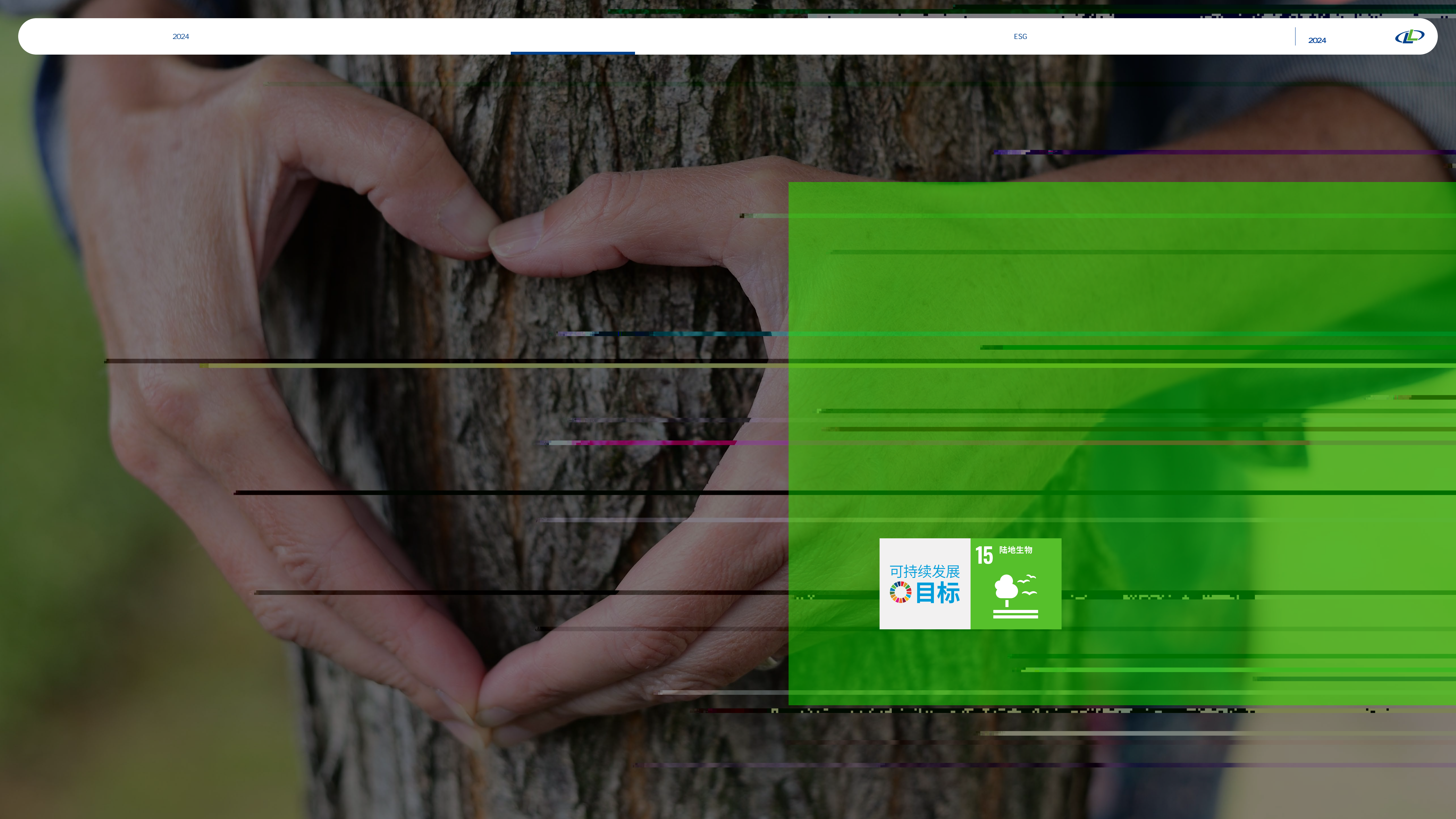
2023 3% 2024 2023 11.76%

2024



VOCs 2023 3% 2024 VOCs 2023 12.5%

2023 3% 2024 2023 4%



可持续发展
目标

15 陆地生物


The icon for Sustainable Development Goal 15 (Life on Land), which depicts a stylized tree, a cloud, and two birds flying.



2023-2030 EUDR


" "

" — "





•	"	HCV	GPSNR	"
•	2024	9	GPSNR	"
•	EUDR			
•				
•			2024	
•		252	157	2024
•			2024	"
•				192.5 m2
•	2025			






Horizontal lines for text input or content.







" "	
" "	



Icon: 



NVH


2024

3A


25

2024

188



2024



FEA

2024

12R22.5

A

295/80R22.5 315/70R22.5
30%

1 " "

2024

120

2024

221

11

3

2024

2024

2024

1



51



170



141



29

597

1



<p>可持续发展 目标</p>	<p>12 负责任 消费和生产</p> 
---------------------	---



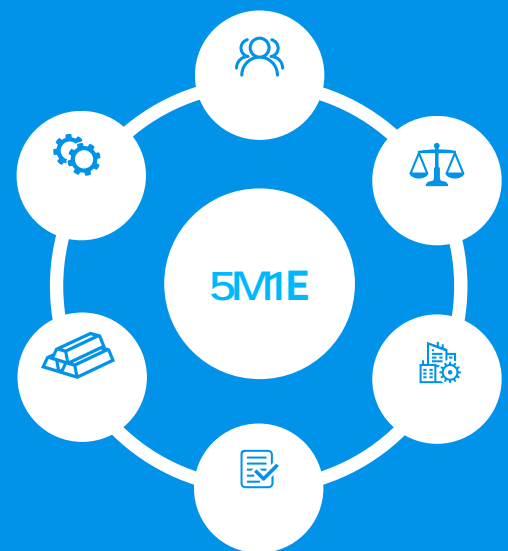
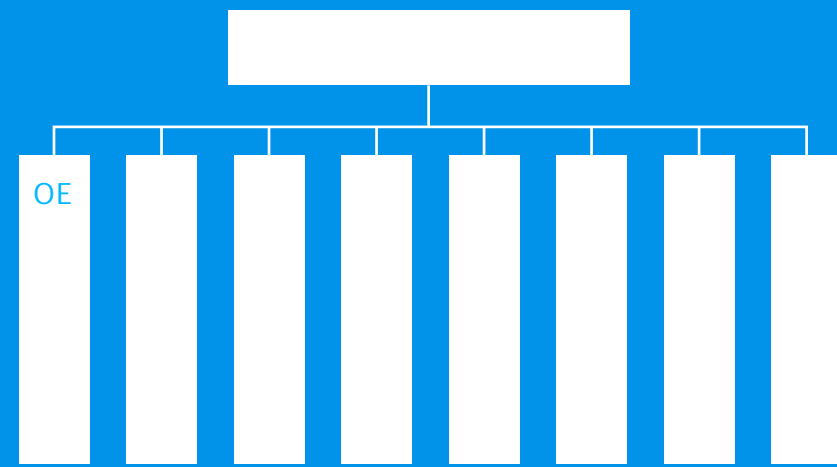
2024



"5M1E"

2024
EUDR

EUDR



"5M1E"

-
-
-
-
-
-


EUDR

- EUDR
- EUDR
-

-
-
-

-

-

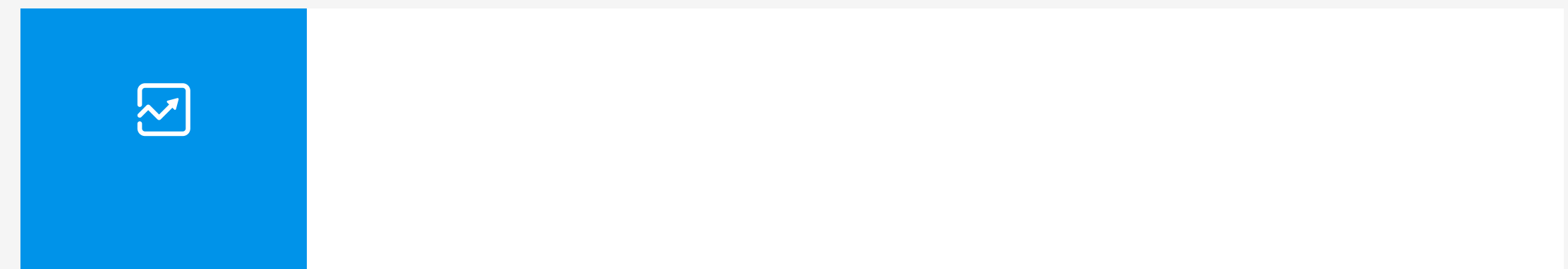


- FMEA
-
-
-
-
- SPC

2024

•			207
•	67		200
•	10		94
•	12		
•	171	153	
•			2024
			100%

-
-
-
-
-
-



2024

IATF 16949	ISO 9001	100%
		0
		0



APP

24

ATLAS

400

2024

11


400



2024 3 7


2024 9





2024

97.75%	99.64%
0	0



- 2024 2024 20,535 4,599
- 2024 13,181 1,972
- 2024 11,304
- 2024 5,236
- 2024 Sustainability Assessment Questionnaire 5.0 SAQ 5.0 B95

SUPPLIER ASSURANCE **B₉₅**
SAQ 5.0 评分

SAQ 5.0 评分报告

机构名称 SHANDONG LINGLONG TYRE CO.LTD
统一社会信用代码 SHANDONG LINGLONG TYRE CO.LTD
DUNS 528191499


行业领域 22.11 - 橡胶、塑料制品业
地址 NO 777 JINLONG ROAD, ZHAOYUAN SHANDONG PROVINCE, Zhaoyuan,
265400
国家 中国

SAQ 5.0 完成日期 10/07/24

drive sustainability
通过供应链验证

扫描二维码验证这些结果







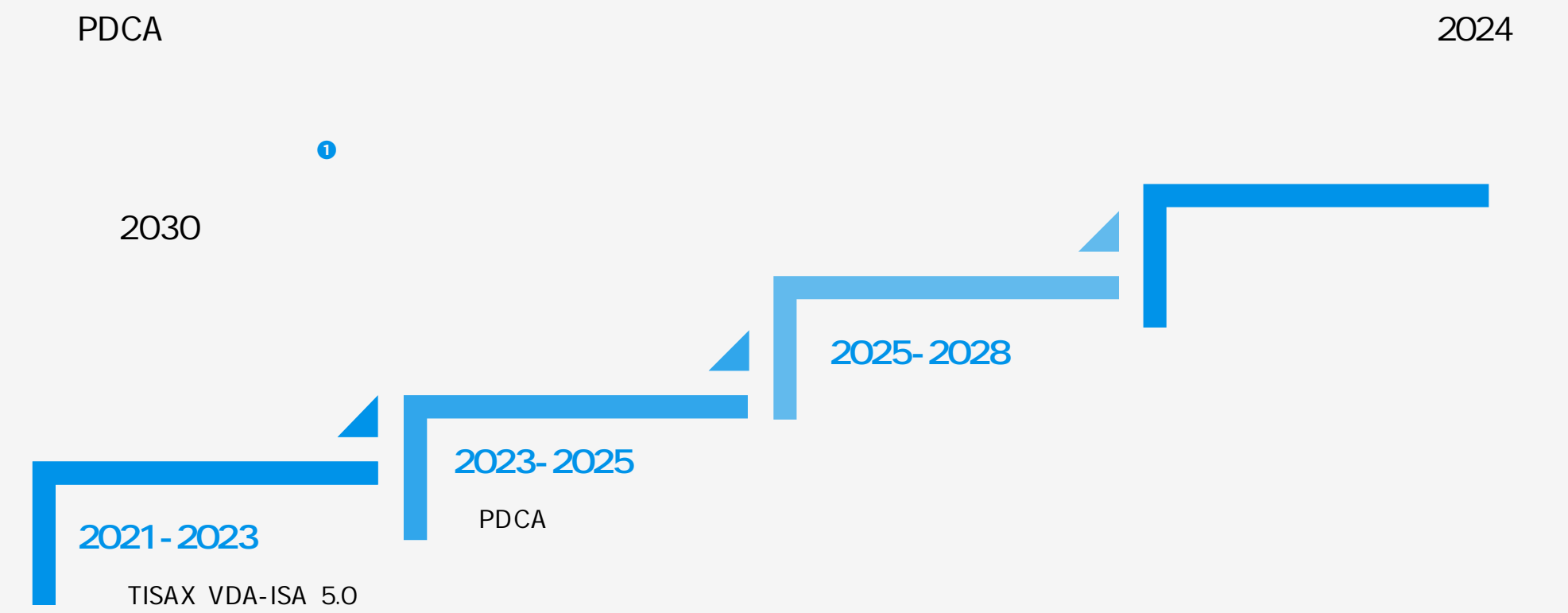
可持续发展
目标

12 负责任
消费和生产

The icon for Sustainable Development Goal 12, which consists of a white infinity symbol with a circular arrow, set against a dark blue background.



•
•



1 TISAX VDA-ISA 5.0
TISAX 2 PDCA
Do

(VDA) ISO 27000
PDCA
Check Action

2024 7

101

VDA-ISA (Information Security Assessment)
Plan



<p>可持续发展 目标</p>	<p>12 负责任 消费和生产</p> 
---------------------	---





2024

• EUDR EUDR

•

•

•

•

/

•

•

Supplier Assurance Questionnaire, SAQ

2024





Placeholder text for the main content area, consisting of several horizontal lines.









LEC
FMEA
2024


100%
2024
ISO 45001
24.66
2024
2024

2024

2024

	•	13,000	100%	2024
	•	PDCA		
	•	2024 28 16		
	•			
	•			

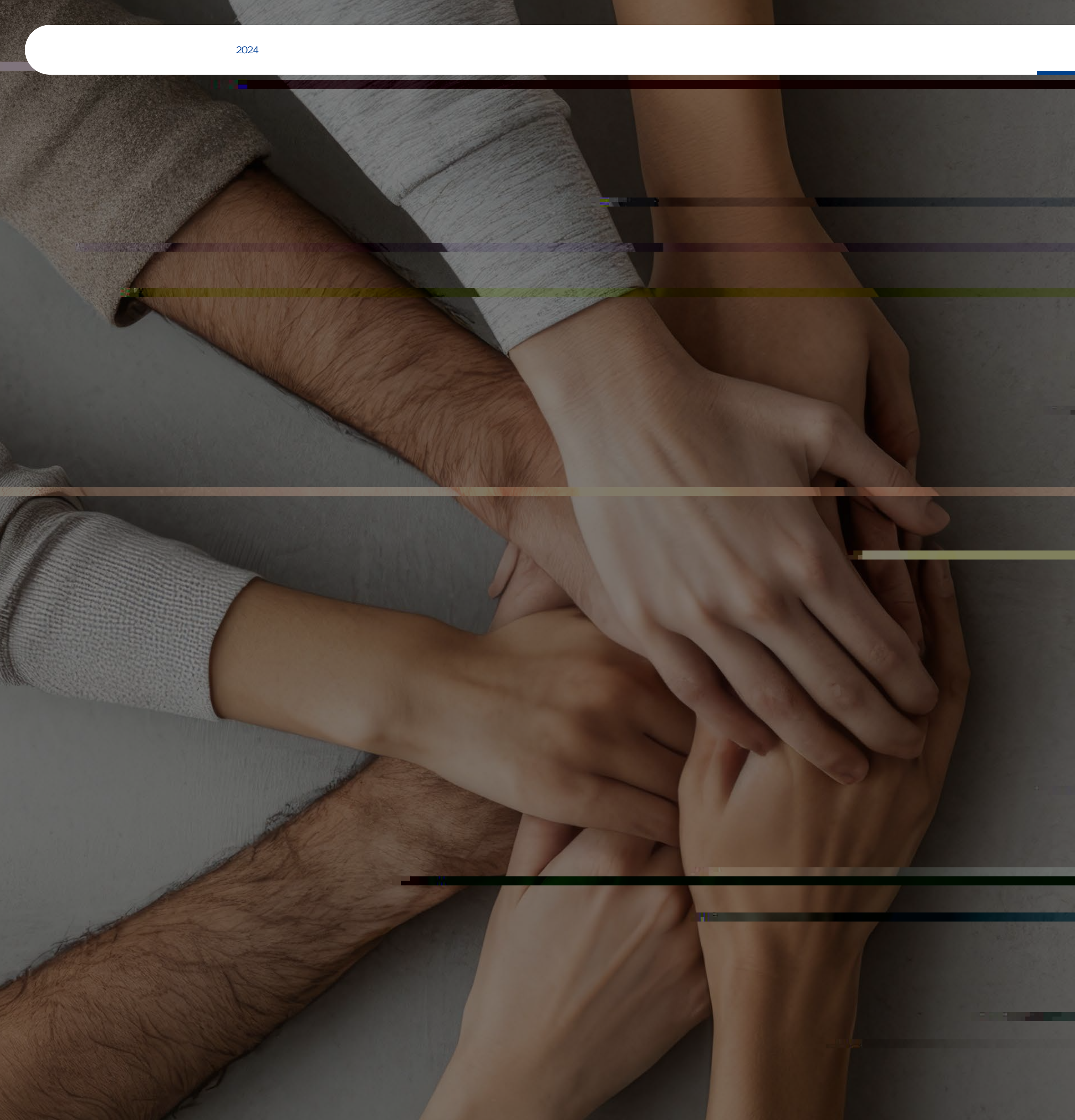
①	100%	
②	0	
	0.37	
	1.3	
	100%	
	100%	
ISO 45001	100%	










2024 11



①
②



<p>可持续发展 目标</p>	<p>8 体面工作和 经济增长</p>	<p>10 减少不平等</p>
---------------------	-------------------------	-----------------










2024

2024
2023

()
2024

4,535

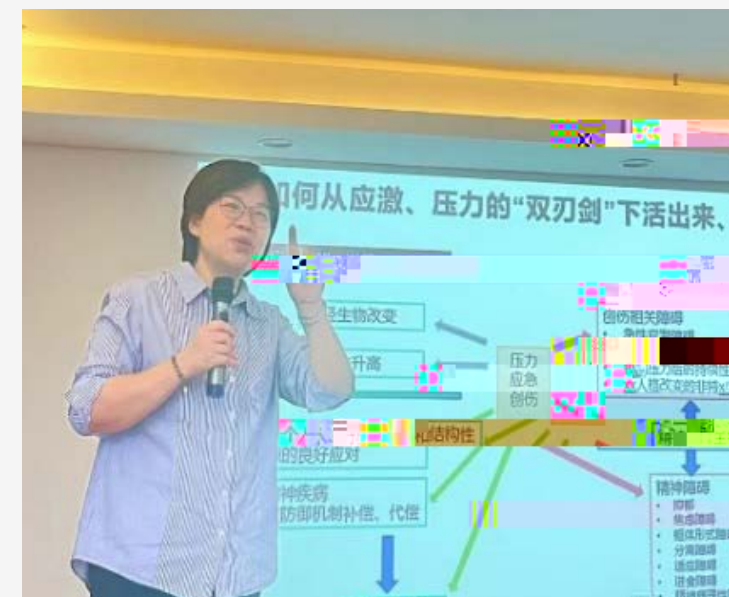




"1+3"

2024
119,896

9



•

•

•


100%





•

•

•

•







2023



2024

100% 222




2024

2024

15% 16.08%

1.75% 1.41%

100% 100%





可持续发展
目标

11 可持续
城市和社区

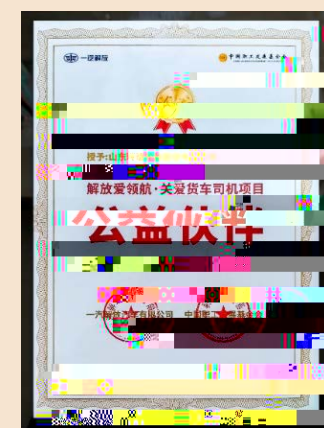
The icon for Sustainable Development Goal 11, showing a stylized city skyline with a house.

55.83

2024



2024 1 11 “
”
10 “ 20
” “




2024 9 25 2024 “
” “ 2023
” “ “ “



2024 8 “
2024” “ 50
” “




2024 “
” “
20
” “




2024 2 “ “
” “





2024



2024


10

15





Four horizontal white lines, likely serving as a placeholder for text or a list.





433.22

210.74

208.33

26.42

19.05

23.30

149.15

可持续发展
目标

16





2024

2024

	•					
	• 2024		4		24	
	•					
	• 2024	100%	8		60	12
	•					
	• 2024					
	• 2024	22.22%	9		3	33.33%
	•					
	• 2024	29	3		2	1
	•					
	•		9		1	11%



53
50
62
59
60
52
46
56
53



2024

93

	24.00	48.00	8.47	31.3	120.00	231.8	
	18.00	16.80	7.51	25.14	30.00	97.45	
	21.60	120.00		27.30	70.00	238.90	
	18.00	12.00	7.51	22.13	45.00	104.64	
	18.00	33.60	16.06	27.05	13.00	107.72	
	18.00	9.60		19.12	20.00	66.72	
	12.00	6.40	5.03	18.05	30.00	71.48	
	12.00	6.40	4.94	15.71	30.00	69.05	
	18.00	9.60	7.26	17.89	20.00	72.74	

1

“ ” “ ”



2024


4

3

E

226

97



“ e ”

5.31

2024

10

2024

2.86



2024

“ ”

2024

100%

100%

A


A



2024

5 A

A




-
-

- 7

-



[Empty content area]

2024

[Dark blue bar]

-
- 12 16
-

- 2024 60 11

- 2024 100% 2024
- 100%
- 2024 100%

[Dark blue bar]

- 12 459

- APP

-

-

- 2024

-

-

-

-

2024

2024

[Dark blue bar]

- 100% 100%


- 100% 100%

- 100% 100%




<p>可持续发展 目标</p> 	<p>16 和平、正义与 强大机构</p> 
---	---

2024



2024 10



“ ”

2024

ESG

ESG DATA SHEET AND NOTES



		+		1,208	1,102	1,169
		②		116	179	201
		③		1,091	923	968
			/	0.71	0.55	0.53
①	2024					2023
②			2022			



ESG

①		2022	2023	2024
②		---	---	319,922.50
③	/	---	---	0.15
④		---	---	83,476.94
⑤		---	---	236,445.56
⑥		---	---	11,276.49
		---	---	37,097.44
		---	---	72.95
		---	---	42,708,426.68
		---	---	66,265.05
		2,465,200.38	2,746,251.39	3,334,524.25
		879,699.61	1,089,061.77	997,427.33
		30,745.78	62,552.50	91,687.70 ^⑦

① 2024 = 2023 + 2022

② = + /

③ = + + +

④ = +

⑤ =

⑥ =

⑦ 2023 8 10 2024 2023

①		2022	2023	2024
②		218,847.80	455,065.00	480,564.00
③	/	0.13	0.23	0.22
	COD	11.97	8.46	15.11
	NH -N	0.19	0.22	0.19
		---	---	11,683,199.52
	VOCs	---	---	391.01
	PM	---	---	89.67
	NOx	---	---	65.88
	SOx	---	---	10.22
		---	---	14.51
	CO	---	---	1.76
④		21,612.89	24,071.30	22,182.40
⑤	/	12.71	11.94	10.06
⑥		390.94	429.17	1,111.99
⑦	/	0.23	0.21	0.50

① 2023 2024 = 2022

② = /

③ = /

④ = /

⑤ = 2024 /



④		%	1.91	1.84	1.41
		%	1.81	1.73	1.14
		%	1.86	1.79	1.51
			---	---	130.05
			---	---	4,940
		%	100	100	100
			1,496,249.82	2,534,457.00	1,940,859.12
			1,360,784.00	2,314,508.00	1,851,871.20
			63,840.00	104,669.00	76,934.20
			71,042.40	115,280.00	12,053.72
			80.73	131.00	104.14
		%	100	100	100
①	2022	2023			2024
②	2022	2023			2024
③		=12	/ 12	+12	



ESG

	2022	2023	2024
	99.85	99.61	99.64
①	8	11	11
	8	11	11
	0	0	0
	0	0	0

1 = + +

	2022	2023	2024
	3	3	2
①	% 15.52	% 12.00	% 20.50
	% 100	% 100	% 100
	% 100	% 100	% 100
② ③	0	0	0
② ③	0	0	0
④	% 100	% 100	% 100

① = / *100

②

③

④

*100

=

/

	2022	2023	2024
	0	0	0
	---	---	0
	---	---	0

	2022	2023	2024
	74,792.91	81,478.44	92,048.48
①	% 4.40	% 4.04	% 4.17
	---	---	2,240
②	% 12.11	% 11.74	% 12.60
	---	---	1,160
	---	---	154
	---	---	221
	---	---	131

① = = / *100

② = / *100

	2022	2023	2024
	248.97	347.62	55.83
	372	312	301
	2,117	2,007	1,707



REPORT STANDARD INDEX





14



ESG

ESG

ESG

ESG

ESG

ESG

ESG



300

50%

ESG

ESG

ESG

ESG



GSSB GRI 2021

	(GRI)	2024 1 1	2024 12 31
GRI 1	GRI 1	2021	

GRI

2-1
2-2
2-3
2-4
2-5
2-6
2-7
2-8
2-9
2-10
2-11
2-12
2-13
2-14

GRI 2 2021

GRI

2-15
2-16
2-18
2-19
2-20
2-22
2-23
2-24
2-27
2-29
2-30
3-1
3-2
3-3
201-1
201-2
201-3

GRI 3 2021

GRI 201 2016



GRI	
GRI 203 2016	203-1
	203-2
GRI 205 2016	205-1
	205-2
	205-3
GRI 206 2016	206-1
GRI 301 2016	301-2
	301-3
GRI 302 2016	302-1
	302-2
	302-3
	302-4
	302-5
GRI 303 2018	303-1
	303-2
	303-3

GRI	
	303-4
	303-5
GRI 304 2016	304-1
	304-2
	304-3
	304-4 (IUCN)
GRI 305 2016	305-1 1
	305-2 2
	305-4 ESG
	305-5
	305-7 (NOx) (SOx) ESG
GRI 306 2020	306-1
	306-2
	306-3
	306-4
	306-5




GRI		
GRI 308	2016	308-1
		308-2
GRI 401	2016	401-1
		401-2
GRI 403	2018	403-1
		403-2
		403-3
		403-4
		403-5
		403-7
		403-8
		403-9
		403-10
		GRI 404
404-2		

GRI		
GRI 405	2016	404-3
		405-1
GRI 406	2016	406-1
GRI 407	2016	407-1
GRI 408	2016	408-1
GRI 409	2016	409-1
GRI 413	2016	413-1
GRI 414	2016	414-1
		414-2
GRI 416	2016	416-1
		416-2
GRI 417	2016	417-2
		417-3
GRI 418	2016	418-1



GLOSSARY





AGV				
CBAM	Carbon Border Adjustment Mechanism		carbon border tax	
EAMS				
EUDRF	EU Deforestation Regulation	EUDR		7
MEA				
GPSNR		WBCSD		
MES				
PCR				
QMS				
RSCI				
RTO	Regenerative Thermal Oxidizer		VOCs	
SAQ	Supplier Assurance Questionnaire			
SAQ 5.0	Sustainability Assessment Questionnaire 5.0			
TBR				
VOCs				



ASSURANCE STATEMENT



SGS

通标准技术服务有限公司关于山东玲珑轮胎股份有限公司提交的《山

SGS

发现与结论

鉴证 验证意见

2024

2024

全球报告倡