


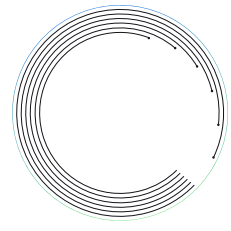
01
02
03
06
11
12
13
15
16
17
18
19
20
23
24
27
28
29
31

32
34
35
36
38
39
40
41
43
44
45
46
47
48
50
51
53
54
55
57
58

59
65
71
72

Contents





“ ” ”

601966.SH

2023 1 1 2023 12 31

2023 1 1 2023 12 31

2022

2023 12

1 —
GSSB

GRI Standards 2021

SASB, Sustainability Accounting Standards Board

2024 4 24

International Sustainability Stan-

dards Board, ISSB
IFRS S2


2 —

SGS

ESG

2023

777
linglongdsb@linglong.cn
0535-8242726



2023
2023

7 + 5 " " " 3.0"

2023

" 2030

2050 "

2023

3.0"

2023

2023

3.0" 2023

2024

2024

2023




王峰



2030

2030



0.96tCO₂



1

0

0

2

1.52



3

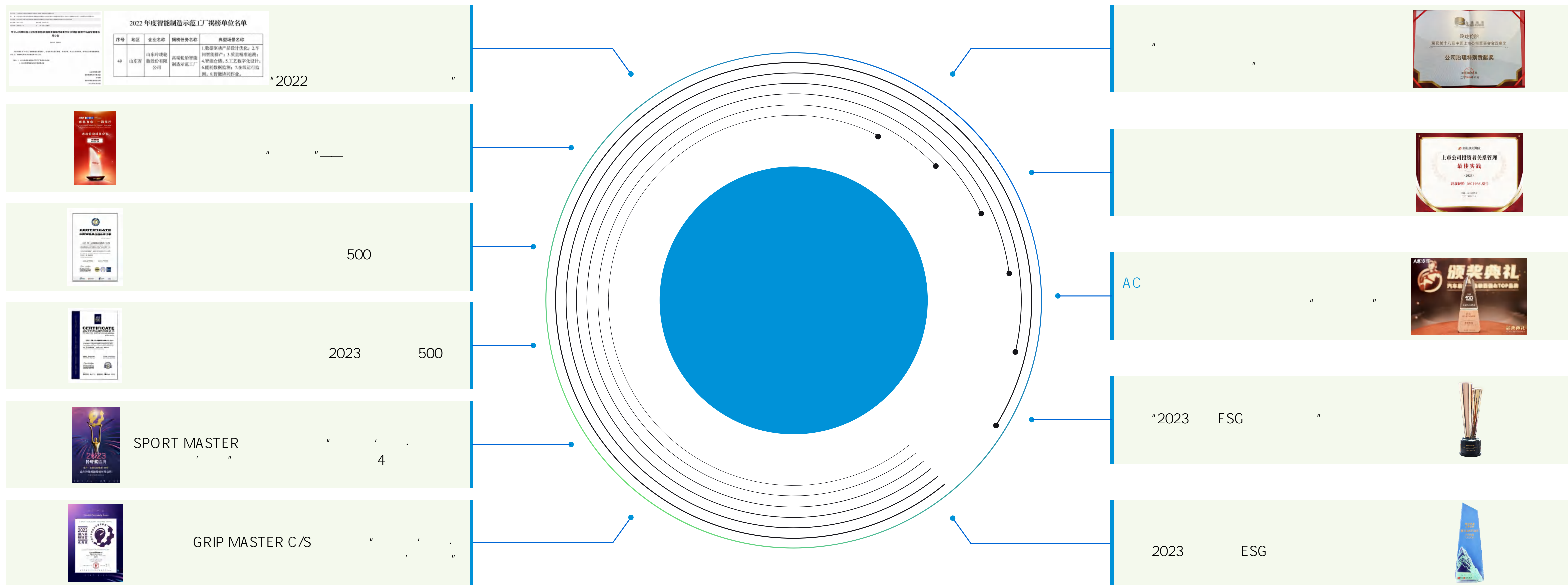
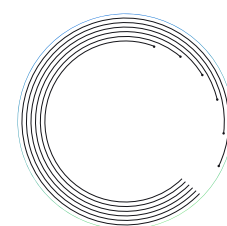
4

1

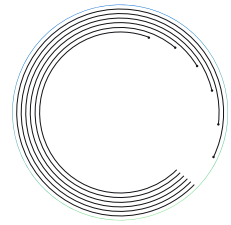

2

3

4









MES


PLC

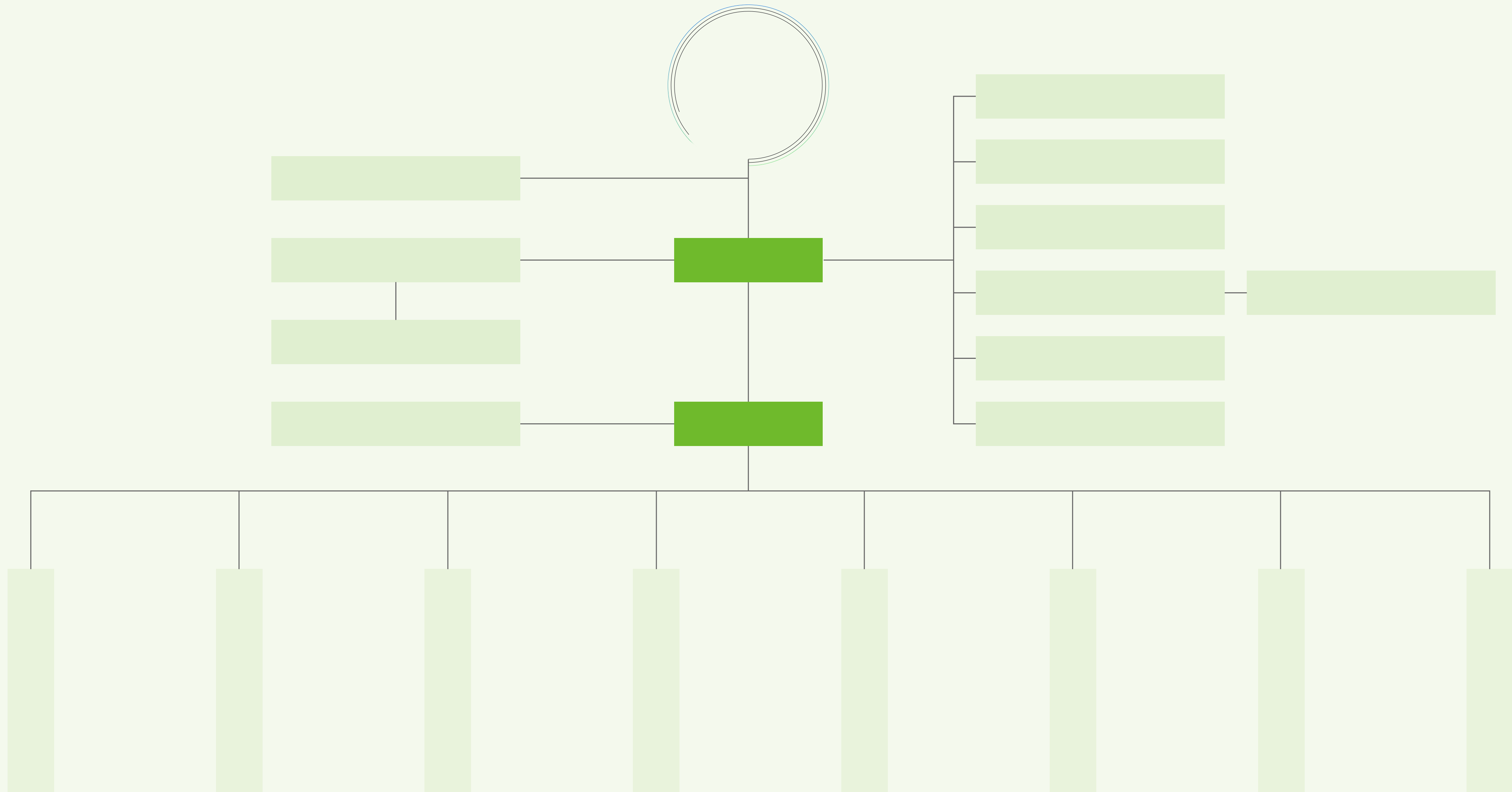




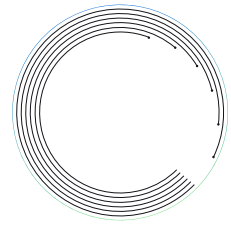
X

100%
&










”

”

”

”





ESG

2023

ESG

ESG

ESG

ESG

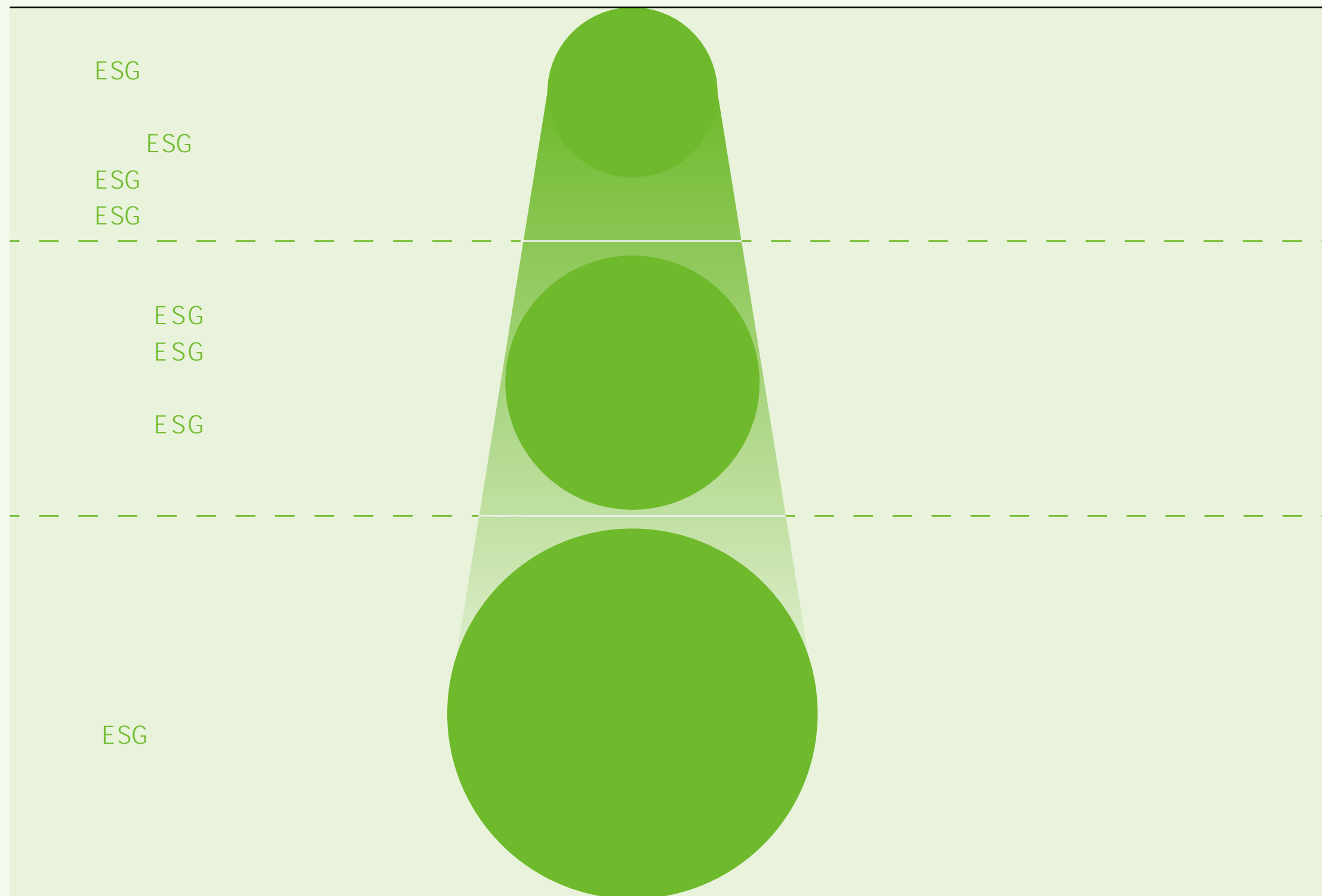
ESG

ESG

ESG

ESG



ESG

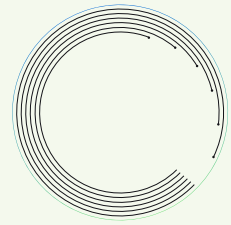


/



ESG





2023

ESG

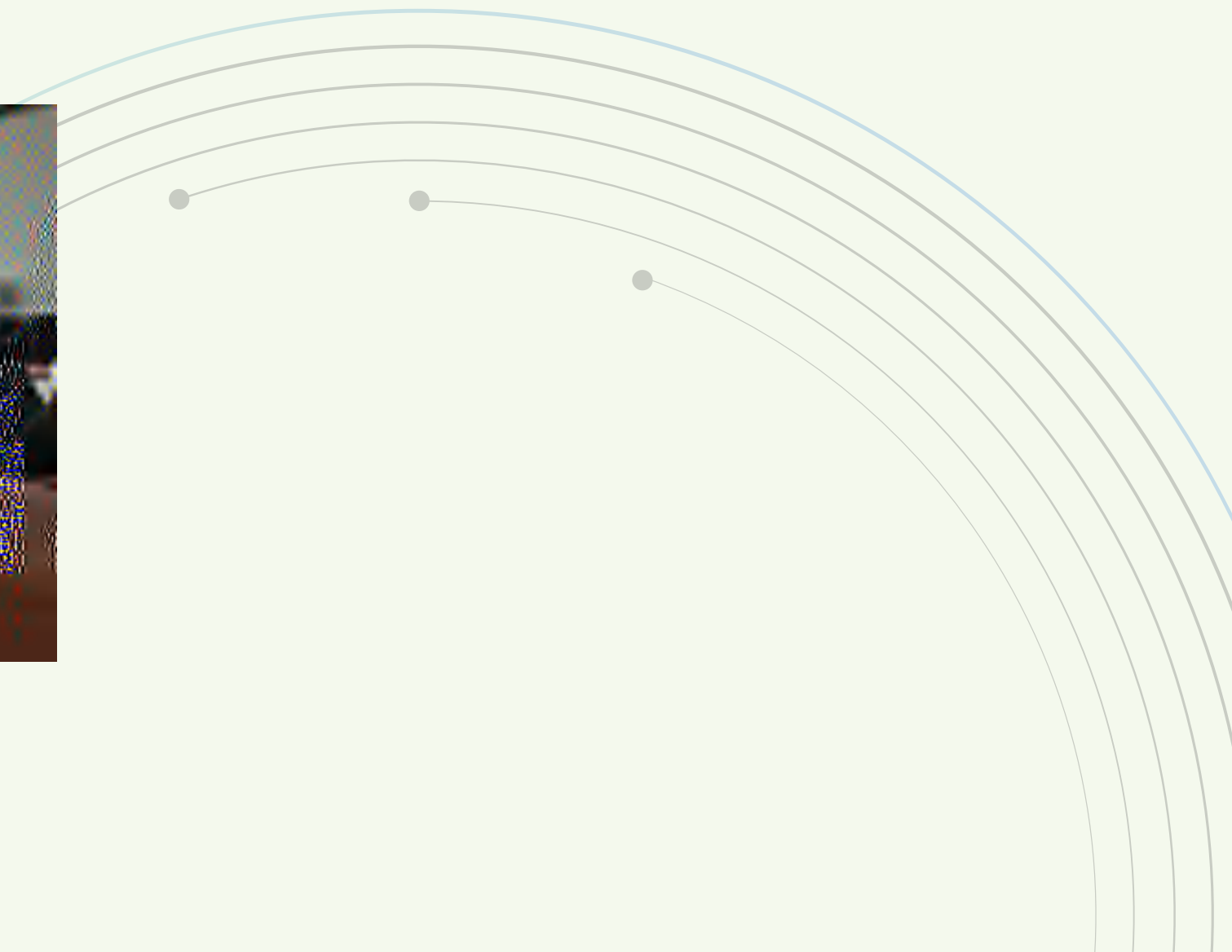
[Redacted]	
	2022

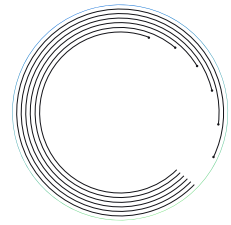
[Redacted]	
	-
	70%

2023

ESG

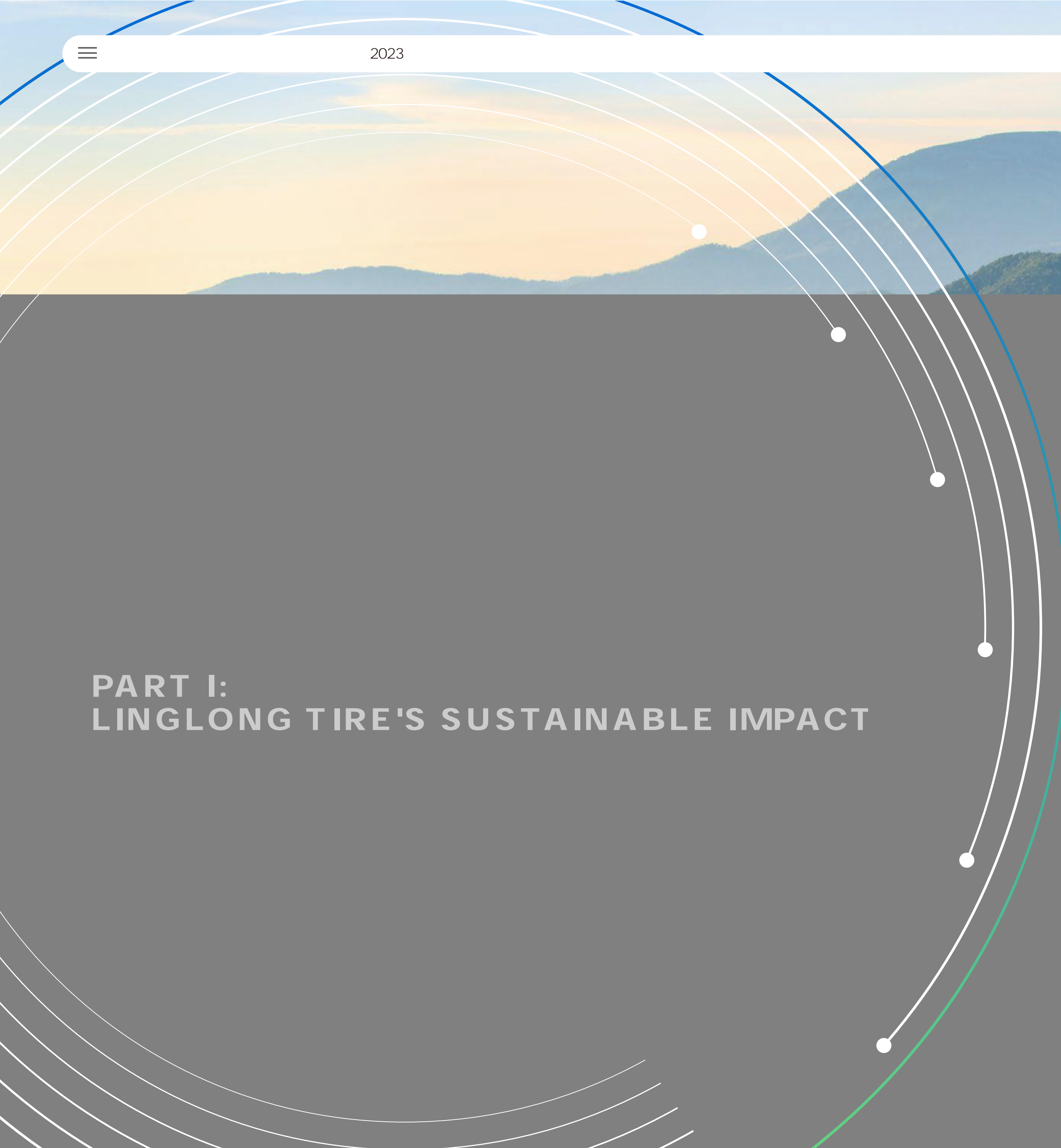
	ESG		ESG		ESG
	ESG		ESG		ESG
[Redacted]					
		2023			
		11		ESG	3
				ESG	6
					19








2023





PART I: LINGLONG TIRE'S SUSTAINABLE IMPACT



“ “ “ “

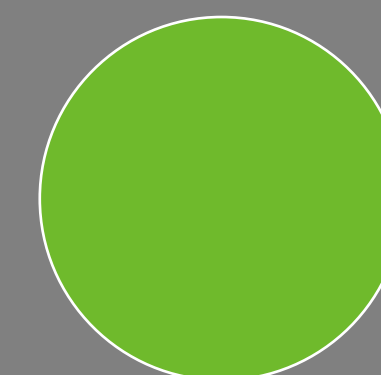
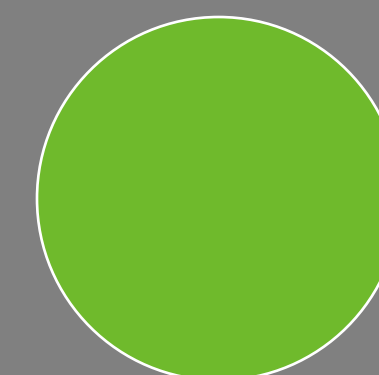
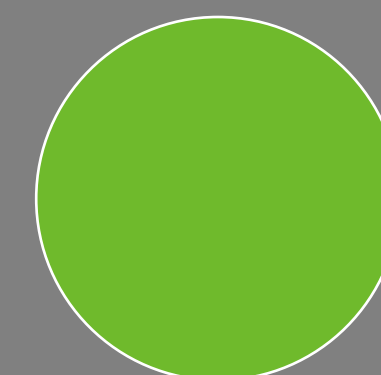
“ 2030

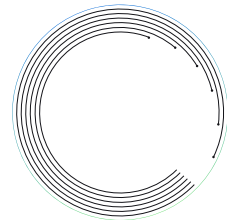
2050

”

”

”





" " " "2030 2050 "

Sustainability Standards Board S2

ISSB

4

2

International IFRS

2024

7

4

"

EU Deforestation Regulation

EUDR

2023-2030

"

2023 6

EUDR

2011 2030

"



"

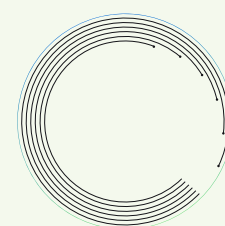
•	ESG
	KPI
	" "
	
	2023
	2024
	

GPSNR	"	GPSNR	"	HCV
				2023 9

2,000

2023






80%

2023 5.0 A

79%

2023 9

2023



1 ▶

Derived from bio-based material such as maize straw

4 ▶

100%
100% extracted from wood

4 ▶


Utilization of recycled and renewable steel

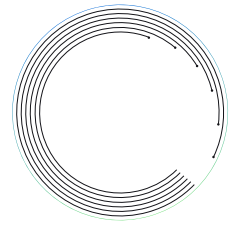
4 ▶

Derived from bio-based rubber and nascent carbon black material



HARMONIOUS LINGLONG





7,176	4,744	1,282	2023
			331



15%	17.86%
-----	--------



5%	6.97%
----	-------



Linglong International Europe Ltd. Zrenjanin

Country / Region	Product Type	No. of Employees
[Redacted Content]		

ELEVATE



76.80%


76.17%

76.54%

2023

2023

2023



4 2023 3 525

23

5



•

•

• 2023

4,331

4,331

4,143.9

2023

100%

2024 3

2024

2023 12 31

2023 12 5



•

• 2023

12,000

80

•

•

2023

18

•

•

2023

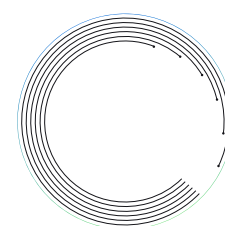
" 2023

" " 16



2023

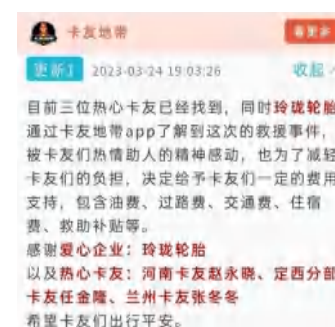




2023

347.62

2023 3



2023



2023

2023*

2023

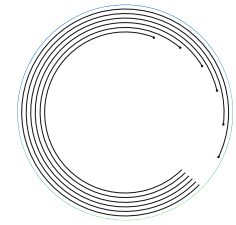
60



2023







2025

" "

2020-2030

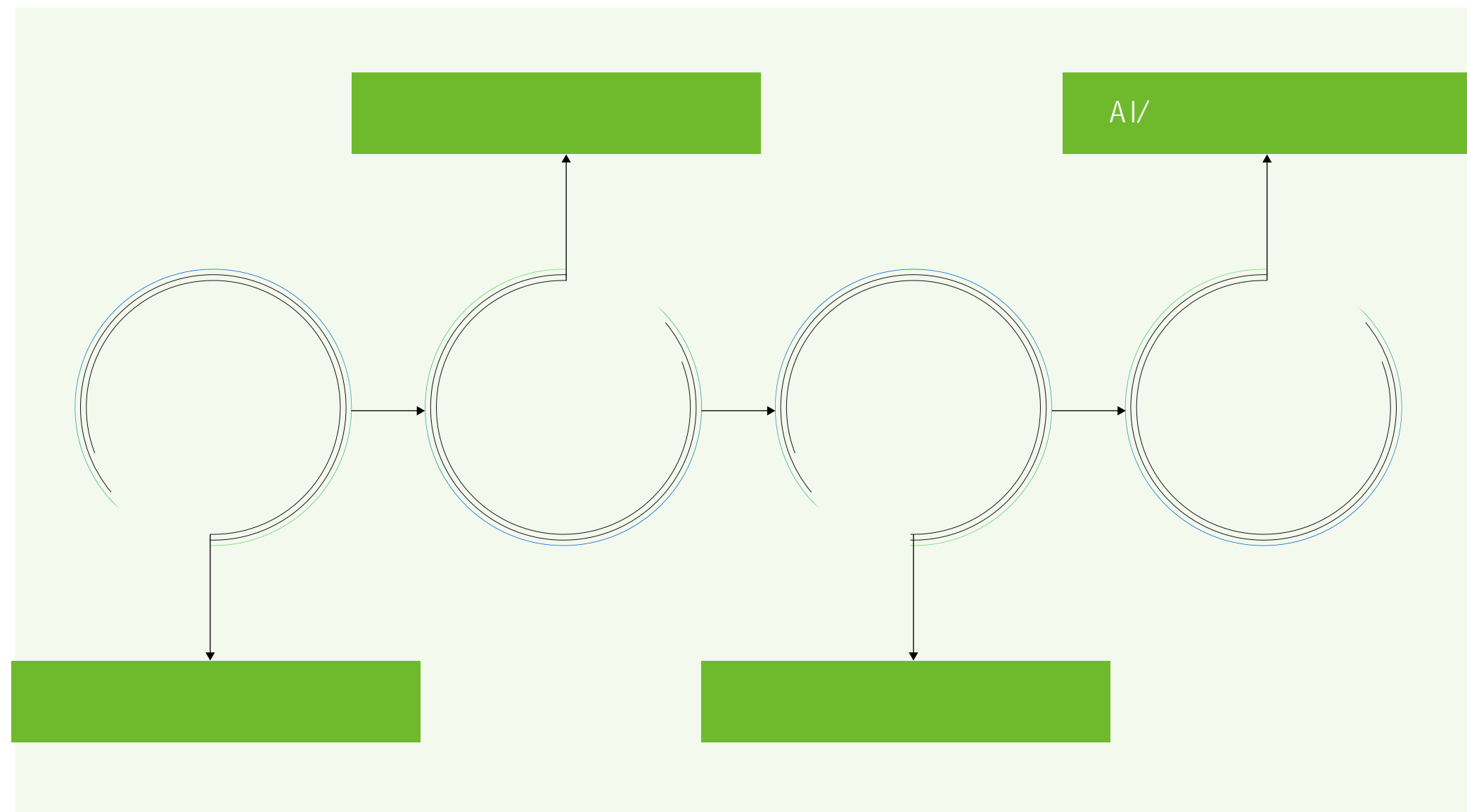
2020-2030

2023



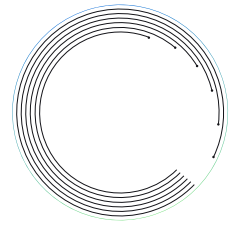
" "

EPF

2023



MES				MES
QMS EAMS				5,258
QMS	FMEA	32	67	77
		150		90%
EMS		AGV		
26	MES	MES		
				SAP



2023

20%


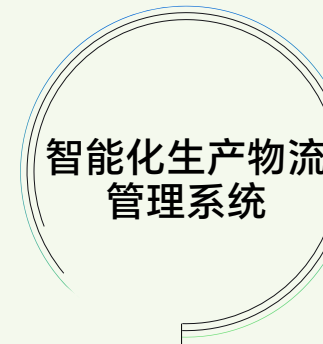
1200

AGV

50%

40%

30%



2023



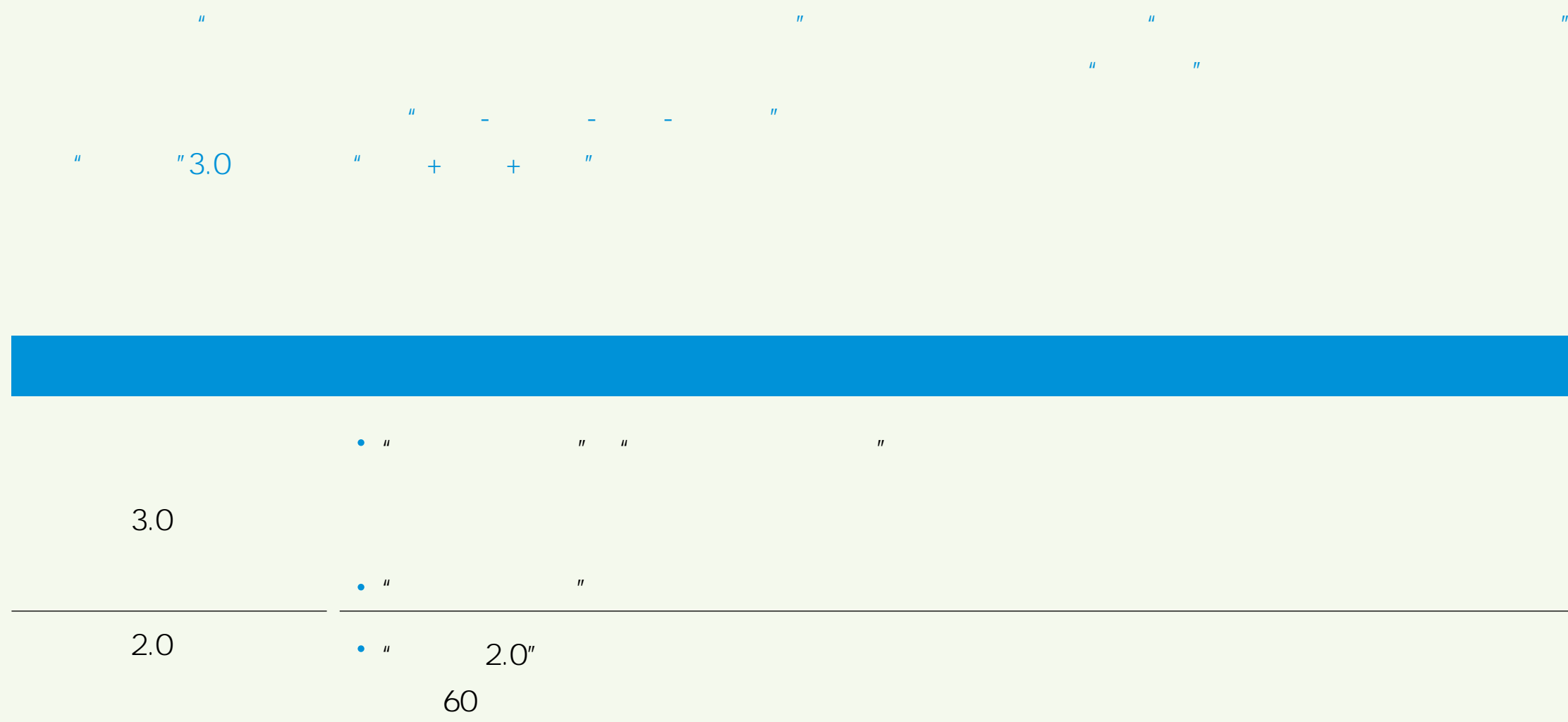

MES

3

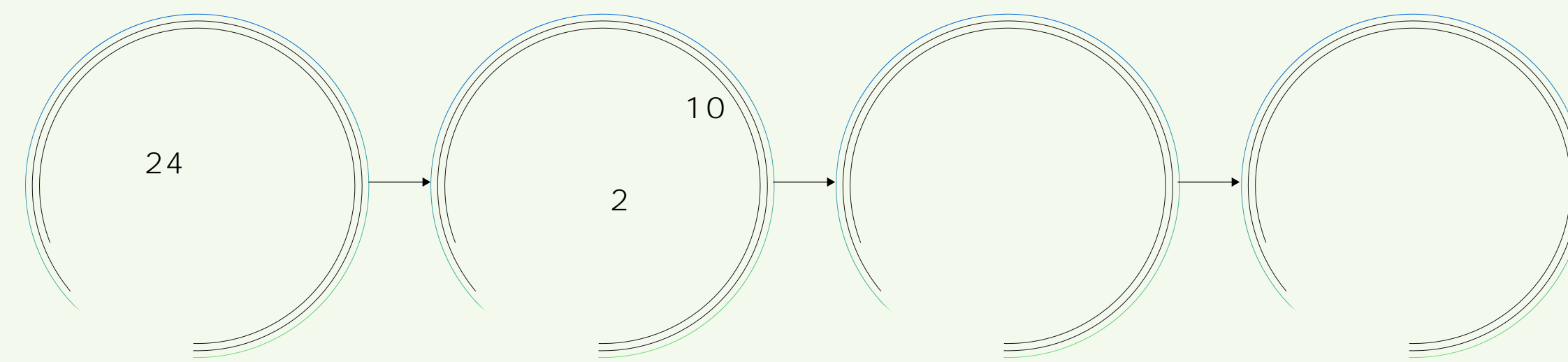


"2022

" (2023)



			5	34
	26	26	415	
	99,087			
	2			




2023 4 15 8

1




门店已经过来给我更换好了，很顺利的完成了。真的很感谢！👍👍👍









	7	7
Sustainable Development Goals	5	SDGs
SDGs		
	•	SDGs
		SDGs
	•	SDGs
	•	SDGs
		SDGs
	•	SDGs
	•	SDGs

	3	•		
	7	•	" "	
		•	2023	5.74%
	8	•	"7+5"	" "1
		•		
	9	•	" "	
		•		
	13	•		2024
		•		



[Redacted]			
[Redacted]	[Redacted]	[Redacted]	
[Redacted]	[Redacted]	[Redacted]	[Redacted]
		0.96tCO ₂ /t	
			

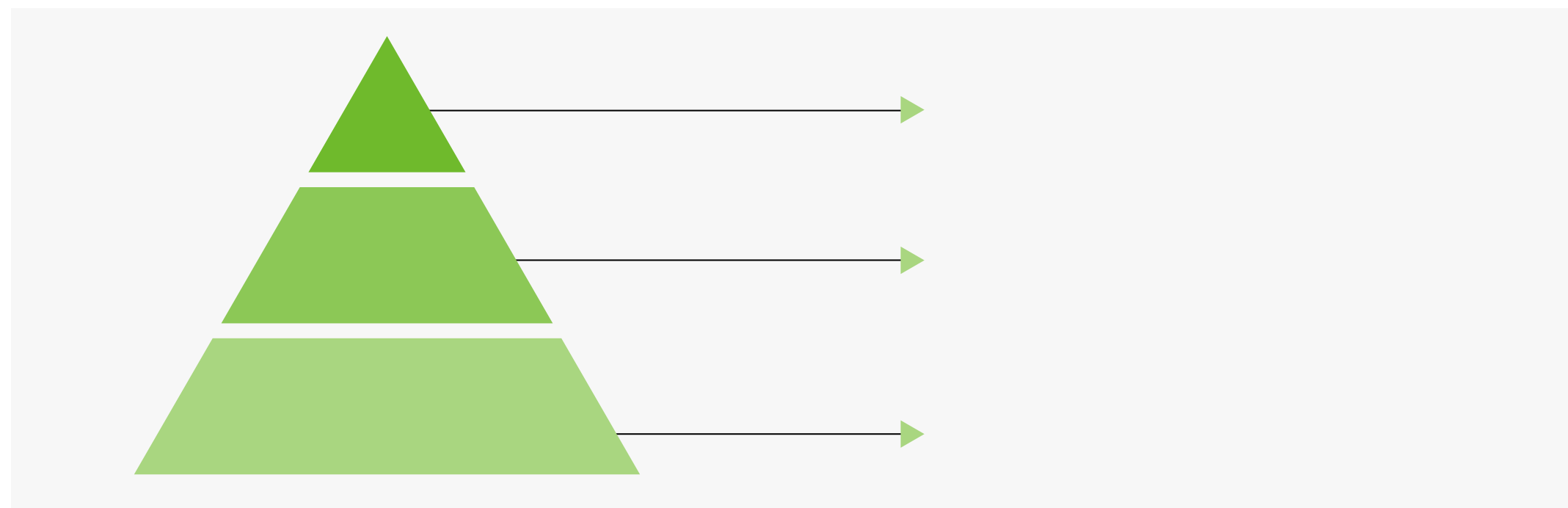




" — — "

" " "

2023



2023

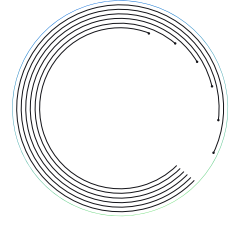
ISO 14001



2012	GB 29449	
------	----------	--



/	285	380	415
---	-----	-----	-----



2023

,

,

"

"

2023

Hbay
400

402
PAHs

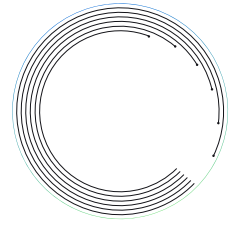
SVHC

"




2023

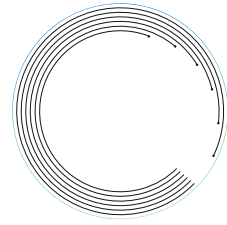
"





	•																	
	•																	
	•																	
	•																	
	•																	
	•	2023																
		<table border="1" style="width: 100%; text-align: center;"> <tr> <td style="width: 25%;"></td> <td style="width: 25%;"></td> <td style="width: 25%;"></td> <td style="width: 25%;"></td> </tr> <tr> <td></td> <td>286,719 m³</td> <td>5%</td> <td>252,350 m³</td> </tr> <tr> <td></td> <td>295 t</td> <td>5%</td> <td>270 t</td> </tr> <tr> <td></td> <td>62t</td> <td>5%</td> <td>50t</td> </tr> </table>						286,719 m ³	5%	252,350 m ³		295 t	5%	270 t		62t	5%	50t
	286,719 m ³	5%	252,350 m ³															
	295 t	5%	270 t															
	62t	5%	50t															

	•
	
	
	•
	



VOCs

VOCs

•

		10mg/m ³	6.51	5.16	5.61
VOCs		10mg/m ³	0.72	1.85	1.23
		10mg/m ³	1.89	3.19	3.94
VOCs		10mg/m ³	2.37	1.98	4.29
		12mg/m ³	2.07	1.51	4.7
VOCs		10mg/m ³	1.5	0.42	0.15
		12mg/m ³	-	-	4.93
VOCs		10mg/m ³	-	-	2.21
		12mg/m ³	3.185	3.64	4.04
VOCs		10mg/m ³	5.18	3.87	3.08
		5mg/m ³	-	-	0.01
SO _x		10mg/m ³	-	-	4.5
		400mg/m ³	1.26	1.28	1.24
SO ₂		500ppm	1.25	1.32	1.23









2023

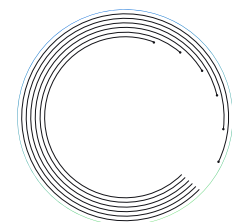
2023

•



SOCIAL RESPONSIBILITY

	100%		
			
	100%		
	100%		
	0		





" " 2023



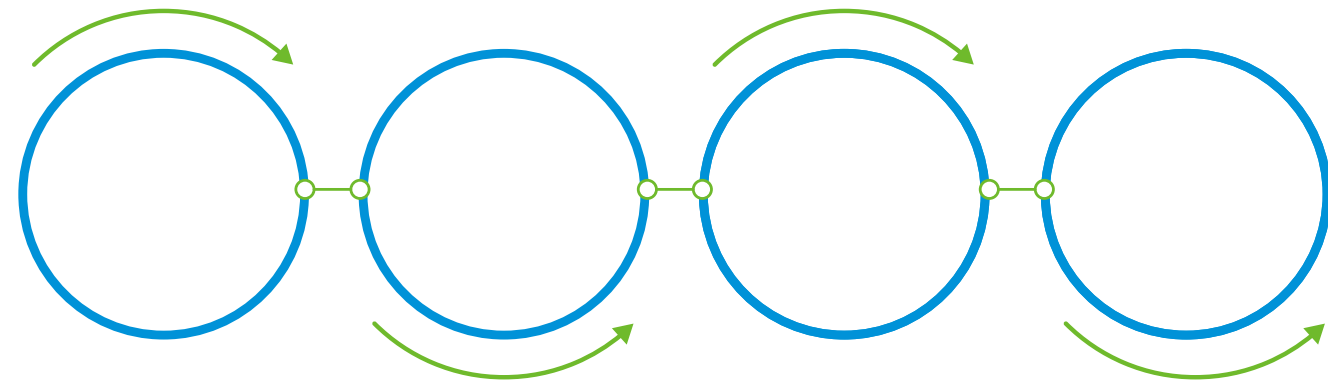
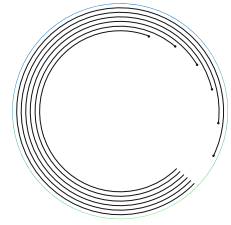
•	APP	13,032	2023	
•		10,209		2023
•		2,957		2023
•				
•				
•				
•	2023	99.61	50%	97.75
•		400		
★				
•				
•	2023	11		
•			15	PCR
•		5,014	15,936	2023
•	2023	ATLAS		TBR
				APP

2023 " "

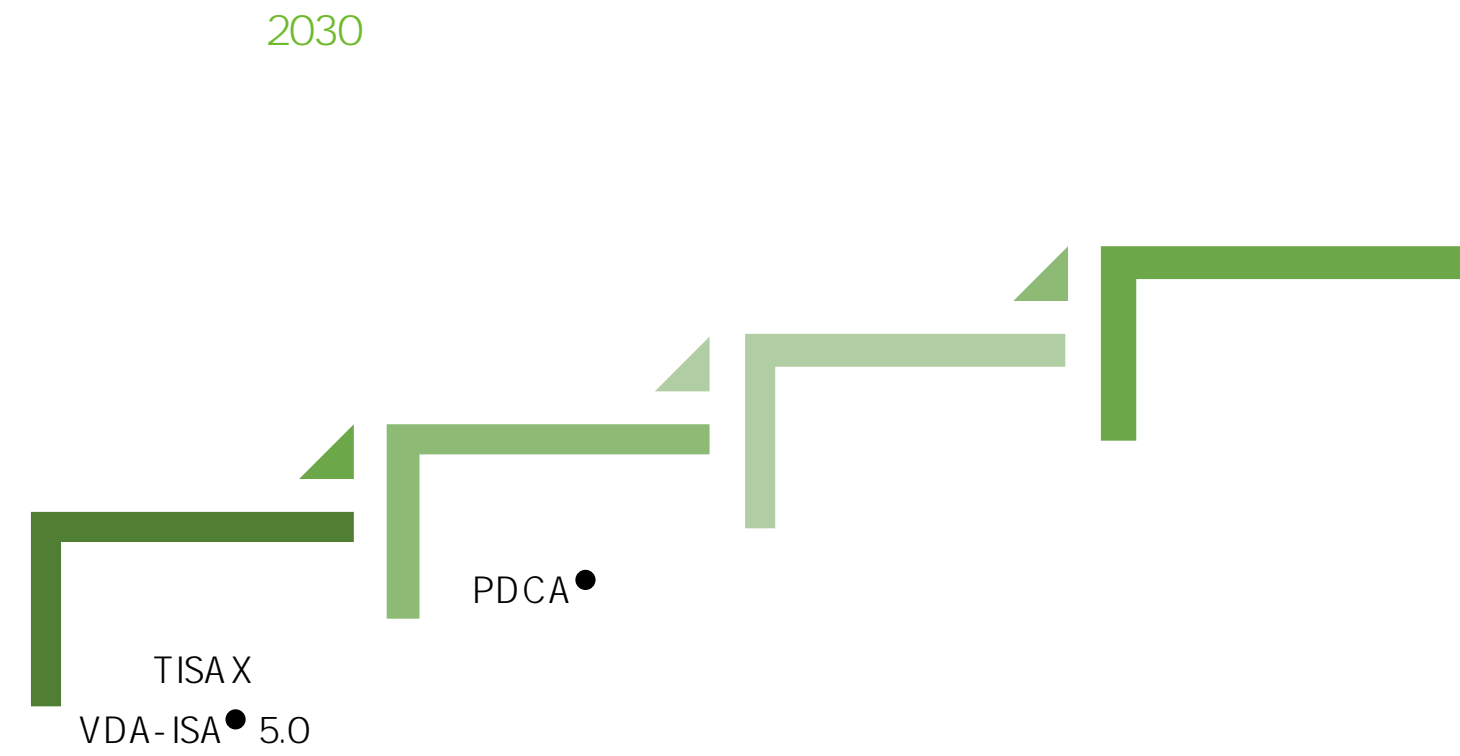
2023 " "

2023 " "

2023 " "



2030

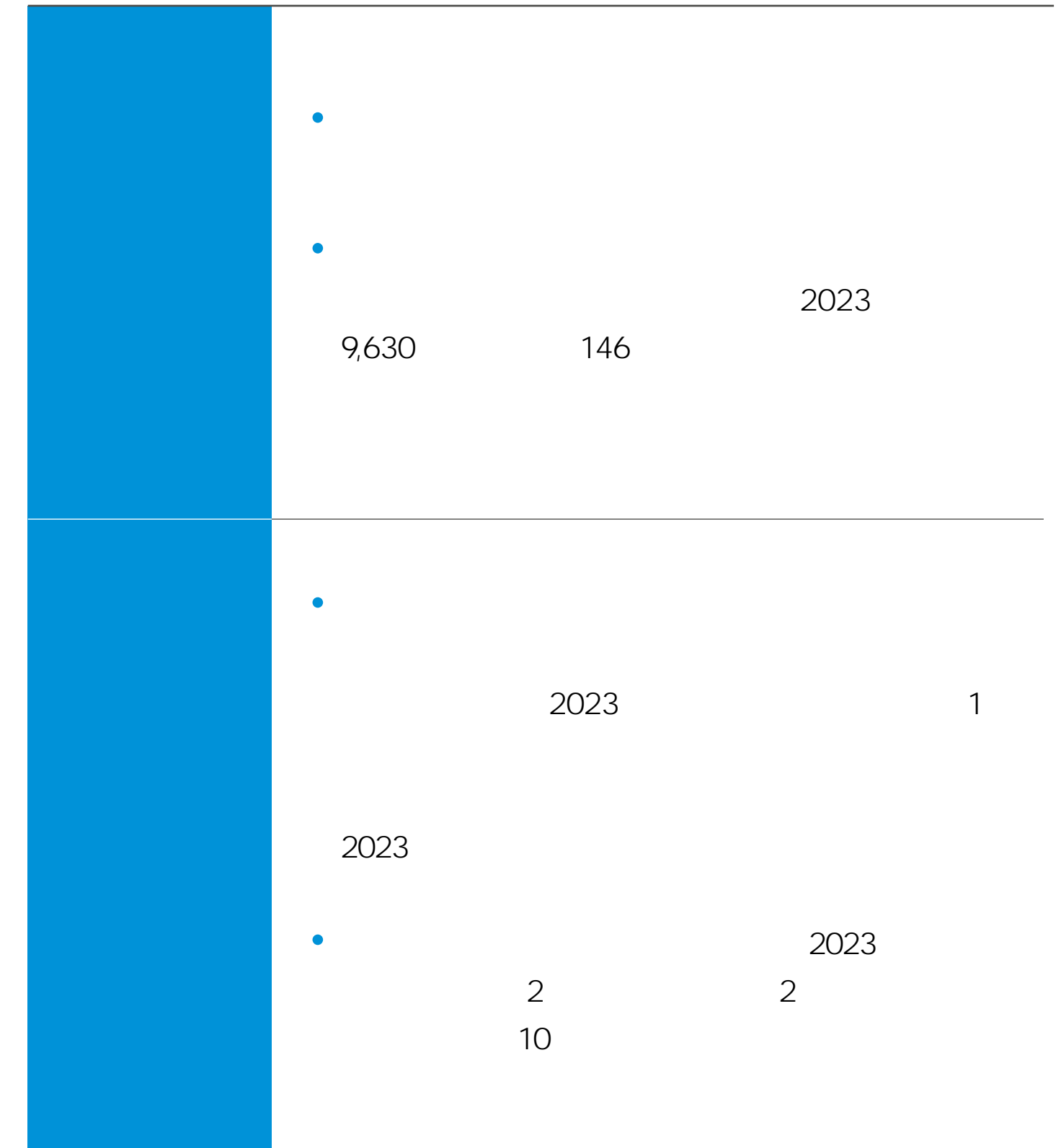


2023

TISAX

5.0
2.0

2023



1 TISAX VDA-ISA

(VDA)

(ENX) VDA-ISA

TISAX Trusted Information Security AssessmentExchange

2 PDCA

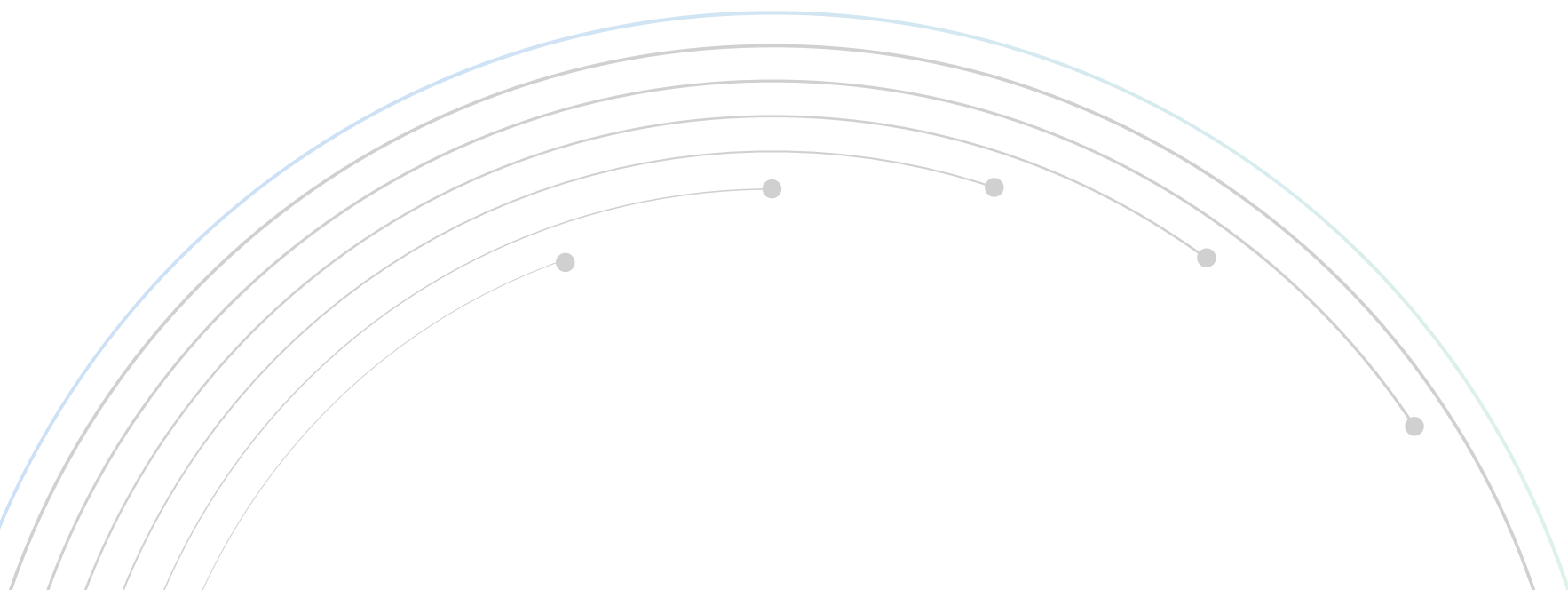
PDCA

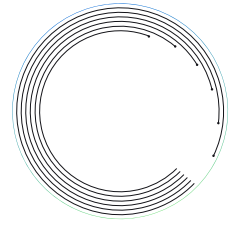
Plan

Do

Check

Action







	" "
	NVH

IDIADA			
" "			
2023		166	
23			
2023	" "	1	1
		4	6

2023 120

2023 181 6 7





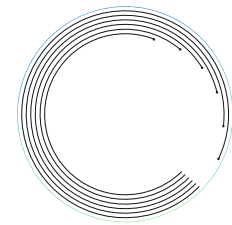
• •	100%
• •	
•	
	10
• • •	

2023

2023



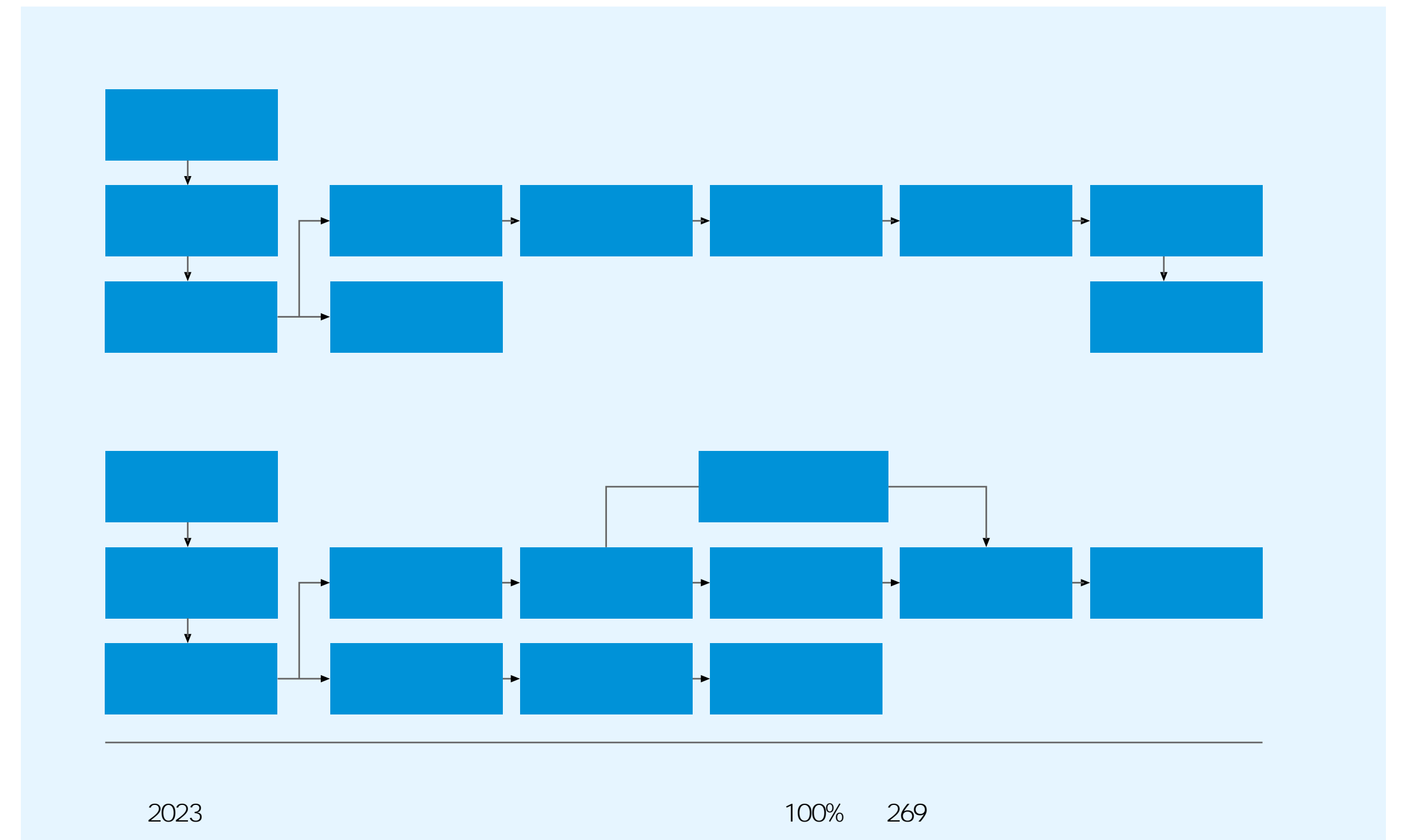
2023




		/	2023 FMEA 2
			2023 150
	/	6 12 3	2023 264 / 40
			2,089 8,539 176 200
			2023 136
			2023 176 200
			120

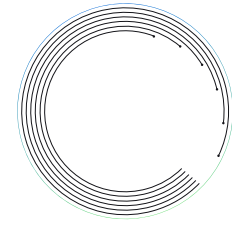
1,333 236

2023 12 31



2023 286 483







2023

		100%	100%
1		100%	100%
		0	0
	•	"	"
	•		
	• 2023	15,000	100%
	•		
	•		
	•		
	•		
	•		
			1
		2023	6,407 100%

	•		
	• 2023	36	24
	•		
	• 2023	28	16
	•		



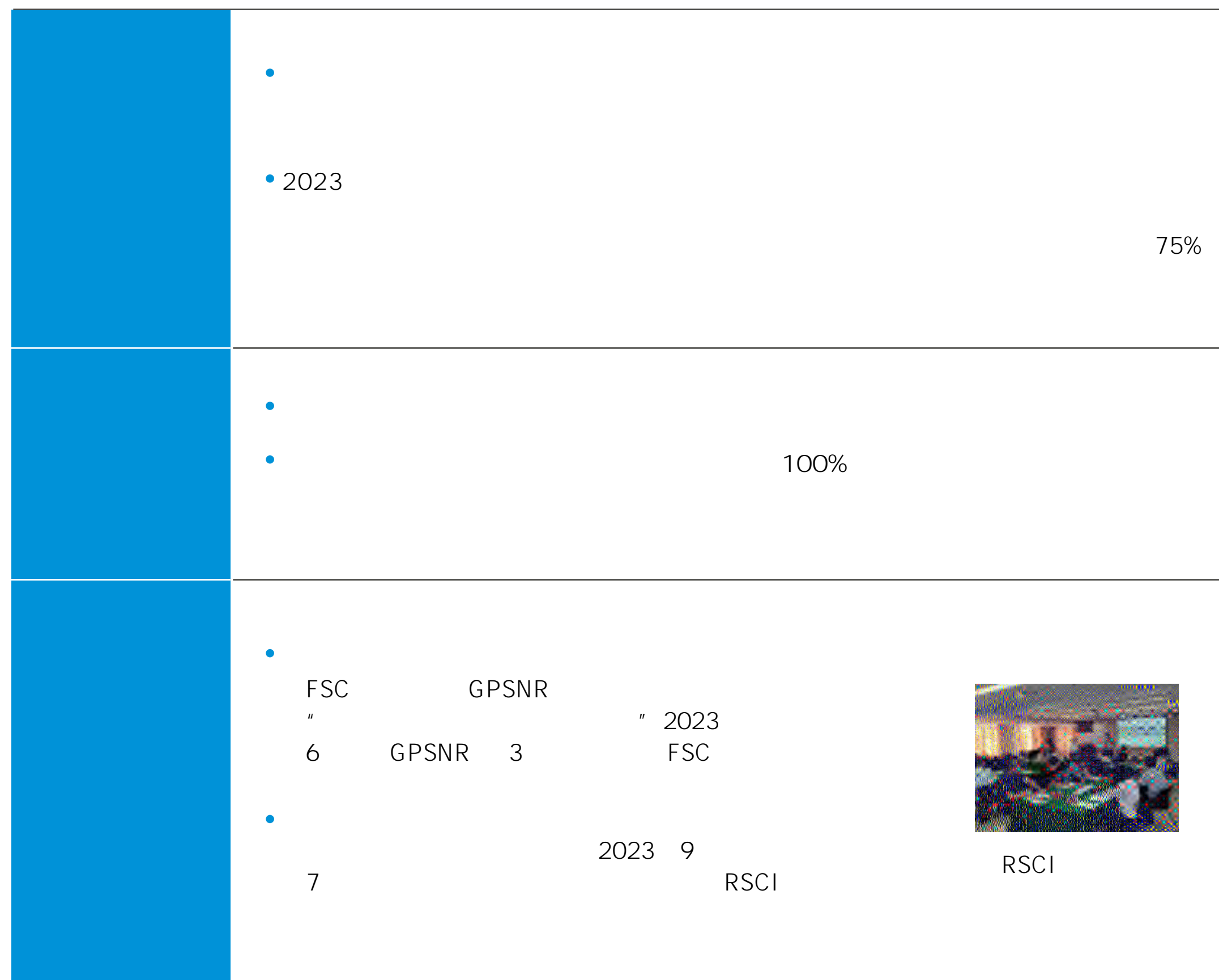


GPSNR 2023

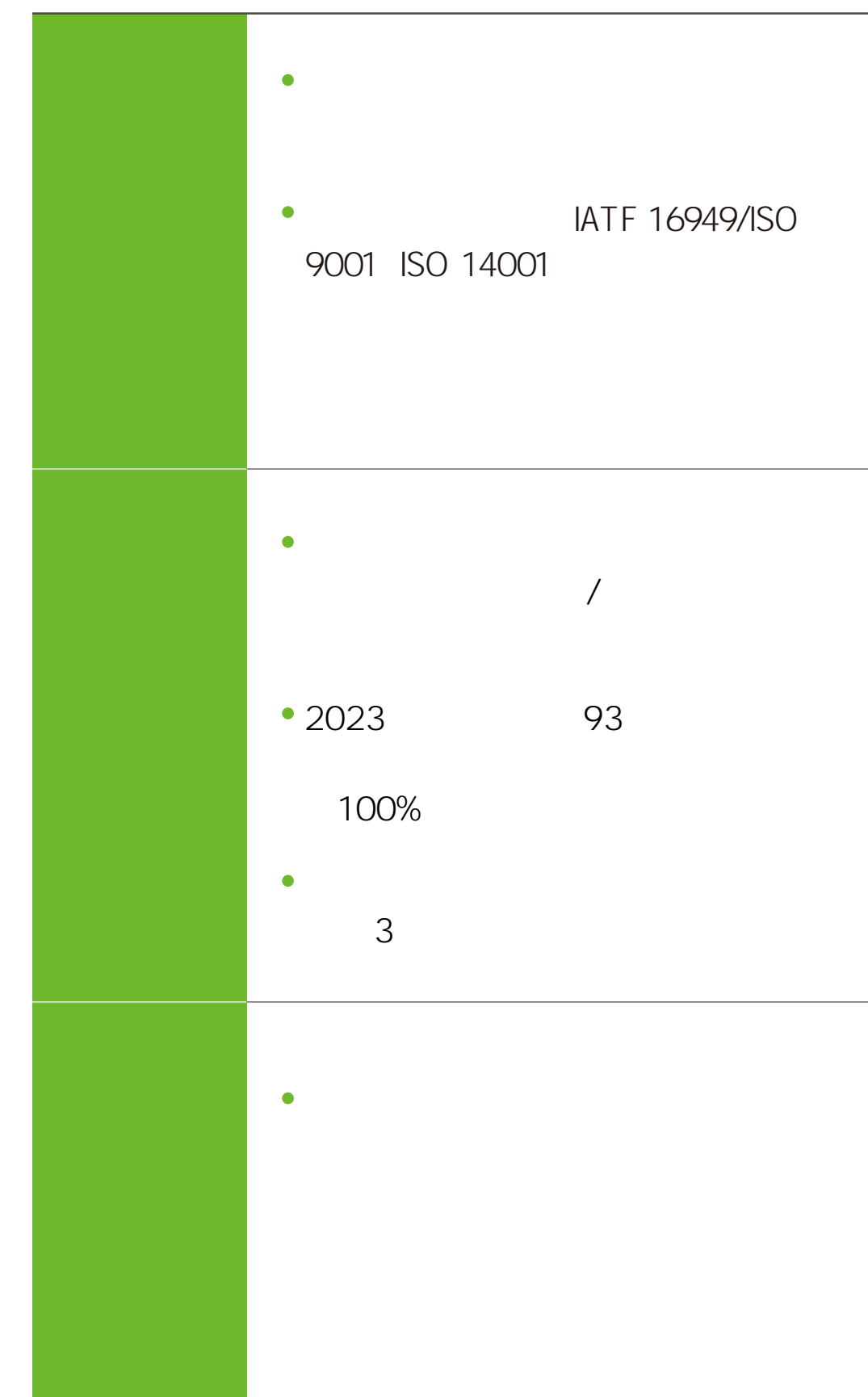
55

/

2023

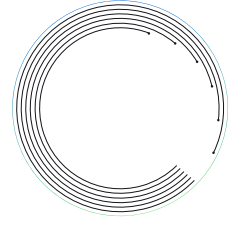


RSCI





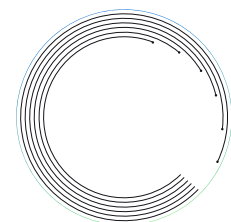
CORPORATE GOVERNANCE RESPONSIBILITY

	100%		
	100%		
	100%		
	100%		



1 —





2023


2023 " "

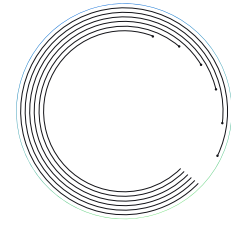
2023

2023	96			
	A		4	A

57	4	12	281
----	---	----	-----

●	2022	8,807.59	12,999.08
2022	21,806.67		2022
2023	"	5A	" 2022
	"	"	7






2023

2023

3



•			
•		10	
•			
•			
•	100%	2023	
•	2023		100%
•			
•	2023	100%	100%
•	1,407	12	
•		16	
•		APP	
•			
•	2023	3	

2023 9 14

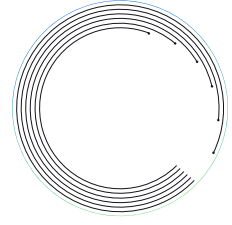
326

2023
"7+5"

7

2023








”

”

(GB/T 35770-2022)







		78,855.63	29,178.58	139,060.71
		48,367.85	21,013.13	60,787.60
		1,372,125,701	1,476,731,513	1,473,522,713
1		2.30	1.67	2.92

1 - = + / + + +

		4,603.21	4,805.53	4,913.78
		18,507	18,534	19,347
	/	1	1	1
		0	0	0
1	%	0.25	0.28	0.24

1 = / *100

		2,595,064.81	2,465,200.38	2,746,251.39
3		1,037,234.67	879,699.61	1,089,061.77

4		/	0.56	0.52	0.54
		+	1,213	1,208	1,102
	5		147	116	179
			1,066	1,091	923
		/	0.65	0.71	0.55

1 2023 2021 2022

2

0.11 / 0.11 CEIC / 2021 2022 0.581 /
 0.11 / 2023 0.407 / 0.5703 / 1.246 / 0.11 / 0.11
 3 6,255.25 5.74%
 4 = /
 5 2022 2022 2023


1


		1,433,224	1,402,346	2,040,948 ²	
		144,613	176,901	176,284	
		1,288,611	1,225,445	1,864,664 ²	
3		/	0.70	0.73	1.01

1: 2023 2021 2022

2: 2022 2021 2023

3: 2022 = /





		2	2	4
	%	100.00	100.00	100.00



		0	0	0
		99.84	99.85	99.61
1		7	8	11
		6	8	11
		1	0	0
		0	0	0
		0	0	0

1 = + +

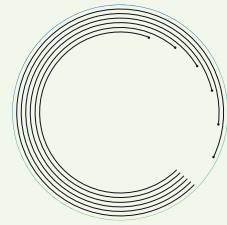


		1	3	3	
1	%	2.86	15.52	12.00	
	%	100	100	100	
2	3	0	0	0	
2	3	0	0	0	
	4	%	100	100	100

1 = / *100%
 2
 3
 4 = /
 *100





		630.22	248.97	347.62
		414	372	312
		2,409	2,117	2,007




			93,409.47	74,792.91	81,478.44
1		%	11.66	12.11	11.74
	2	%	5.03	4.40	4.04
1	=	/	*100		
2	=	/	*100		

			9	9	9
			8	7	7
			1	2	2
	1	%	11.11	22.22	22.22
			1	4	4
			8	5	5
			3	3	3
	2	%	33.33	33.33	33.33
1	=	/	*100		
2	=	/	*100		

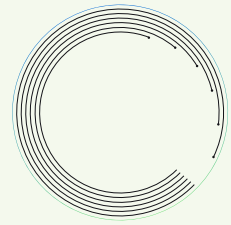
			2,737	3,400	3,910
			3	3	10
	1	%	14.79	18.34	20.21
			9	9	9
			0	0	0
			18,507	18,534	19,347
		%	100.00	100.00	100.00
		%	100.00	100.00	100.00
			18.00	18.00	18.00
		/	2.00	2.00	2.00
			5,977	18,534	19,347
			13,000	14,000	13,000
			1,200	1,300	1,300
1:	=	/(+) *100	
2	=	/	*100		
3	=	/(+) *100	
4	=	/			
5					





8.10

R



2-13

2-14

2-15

2-16

2-18

2-19

2-20

2-22

2-23

2-24

2-27

2-29

2-30

3-1

3-2

:2023



3-3

201-1

201-2

201-3

203-1

203-2

204-1

205-1


205-2

205-3

206-1

301-2

301-3



401-1

401-2

401-3

402-1

403-1

403-2

403-3

403-4

403-5

403-6

403-7

403-8

403-9

403-10



404-1

404-2

404-3

405-1

406-1

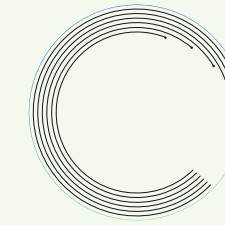
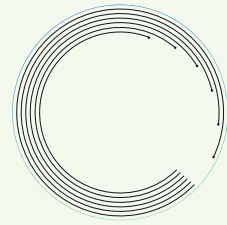
407-1

408-1

409-1

413-1

413-2



414-1

414-2

416-1

416-2

417-2

417-3

418-1



AGV

CBAM

EAMS

EMS

FMEA

FSC

FSC

GPSNR

Hbay

HBay

Hbay

" " HBay

0.35%

MES

PAHs

QMS

SVHC


REACH

SVHC

0.1%

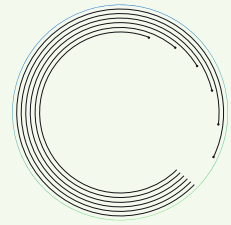
REACH

VOCs



			上游 供应商	集团自 身运营	下游 客户
			●	●	
			●	●	
				●	
			●	●	
			●	●	
	/	/		●	

			上游 供应商	集团自 身运营	下游 客户
				●	●
				●	●
				●	●
				●	●
			●	●	
				●	
				●	



上游 集团自 下游
供应商 身运营 客户

●

●

●

●

●

●

上游 集团自 下游
供应商 身运营 客户

●

●

●

●



VERIFICATION STATEMENT

SGS通标标准技术服务有限公司可持续发展活动报告 - 山东玲珑轮胎股份有限公司（以下简称“玲珑轮胎”）提交的《山东玲珑轮胎